

IPEDS 2020-21 Data Collection System

IPEDS HELP DESK (877) 225-2568 | ipedshelp@rti.org

OMB NO. 1850-0582 v.27 : Approval Expires 8/31/2022

User ID: P1265625

Human Resources 2020-21

Institution: University of Colorado Denver/Anschutz Medical Campus (126562)

User ID: P1265625

Overview

Human Resources Overview

Welcome to the IPEDS Human Resources (HR) survey component. The HR component collects important information about your institution's staff.

Data Reporting Reminders

- Report data to accurately reflect the time period corresponding with the IPEDS survey component, even if such reporting is seemingly inconsistent with prior-year reporting. For example, if a summer term began later than usual due to Coronavirus Pandemic postponements, continue to report using the timeframes as defined in the IPEDS instructions. NCES expects that some data reported during the 2020-21 data collection year will vary from established prior trends due to the impacts of Coronavirus Pandemic. If an error edit is triggered even when submitting accurate data, please indicate in the corresponding context box or verbally to the Help Desk that the seemingly inconsistent data are accurate and reflect the effects of Coronavirus Pandemic.
- Report each employee only once. If an employee could be coded in more than one occupation, code the employee in the occupation that requires the highest level of skill OR if there is no measurable difference in skill requirements, code the employee in the occupation in which they spend the most time.
- Report staff members difficult to categorize in the "Human Resources Survey Evaluation" box at the end of the survey.
- Enter data on each displayed screen. If a screen is not applicable, enter at least one zero in a field on the screen and save before continuing.
- When reporting salary data (applicable to degree-granting institutions only) include all full-time, non-medical school, instructional staff - both with and without faculty status.

See the instructions for the **Key Reporting Concepts** section -- basic reporting concepts that will assist you in completing the Human Resources survey component.

Changes to reporting for 2020-21

There are no changes for this survey component.

Resources:

- To download the survey materials for this component: [Survey Materials](#)
- All staff must now be reported using the new IPEDS occupational categories, which align with the 2018 Standard Occupational Classification (SOC) codes. Additional information and resources can be found in the [IPEDS HR/SOC Information Center](#), including general information about the SOC, the IPEDS/SOC crosswalk, a SOC Browse Tool, Frequently Asked Questions, and Web Tutorials.
- To access your prior year data submission for this component: [Reported Data](#)

If you have questions about completing this survey, please contact the **IPEDS Help Desk at 1-877-225-2568**.

Institution: University of Colorado Denver/Anschutz Medical Campus (126562)

User ID: P1265625

Human Resources Screening Questions

Does your institution have any part-time staff?

If you answer Yes to this question, you will be provided the screens to report part-time staff.

☐ No☒ Yes

Does your institution have graduate assistants?

If you answer Yes to this question, you will be provided the screens to report graduate assistants.

☐ No☒ Yes

Does your institution have 15 or more full-time staff?

☐ No☒ Yes

Does your institution have a tenure system?

If you answer Yes to this question, you will be provided the screens to report some data by tenure status.

☐ No☒ Yes

Did your institution hire any full-time permanent staff who were included on the payroll of the institution between November 1, 2019 and October 31, 2020 either for the *first time (new to the institution) or after a break in service*? Do not exclude persons who were no longer on the payroll as of November 1, 2020. (Exclude persons who have returned from sabbatical leave and full-time instructional staff who are working less-than-9-month contracts.)

If you answer Yes to this question, you will be provided the screens to report full-time permanent new hires in Part H.

☐ No☒ Yes

Do ALL of the instructional staff at your institution fall into any of the following categories?

*If you answer **Yes** to any of the questions below, you will **NOT** be required to report **Part G - Salaries** for instructional staff. However, Part G will still be required for reporting data for full-time non-instructional staff.*

☒ No ☐ Yes Are ALL of the instructional staff military personnel?

☒ No ☐ Yes Do ALL of the instructional staff contribute their services (e.g., members of a religious order)?

☒ No ☐ Yes Do ALL of the instructional staff teach pre-clinical or clinical medicine?

You may use the box below to provide additional context for the data you have reported above.

Institution: University of Colorado Denver/Anschutz Medical Campus (126562)

User ID: P1265625

Part A1 - Full-time Instructional Staff by Academic Rank and Tenure Status - Tenured**Number of Full-time Instructional Staff With Faculty Status Tenured**

As of November 1, 2020

- Report Hispanic/Latino individuals of any race as Hispanic/Latino
- Report race for non-Hispanic/Latino individuals only
- Include both Primarily Instruction and Instruction Combined with Research and/or Public Service
- Include both medical school and non-medical school staff

Men

| Race/ethnicity | <u>Academic Rank</u> | | | | | No academic rank | Total |
|--|----------------------------------|---------------------------------|----------------------|----------------------|----------------------|----------------------|------------|
| | Professors | Associate professors | Assistant professors | Instructors | Lecturers | | |
| <u>Nonresident alien</u> | <input type="text"/> | <input type="text"/> | <input type="text"/> | <input type="text"/> | <input type="text"/> | <input type="text"/> | 0 |
| <u>Hispanic/Latino</u> | <input type="text" value="11"/> | <input type="text" value="11"/> | <input type="text"/> | <input type="text"/> | <input type="text"/> | <input type="text"/> | 22 |
| <u>American Indian or Alaska Native</u> | <input type="text" value="1"/> | <input type="text" value="1"/> | <input type="text"/> | <input type="text"/> | <input type="text"/> | <input type="text"/> | 2 |
| <u>Asian</u> | <input type="text" value="24"/> | <input type="text" value="16"/> | <input type="text"/> | <input type="text"/> | <input type="text"/> | <input type="text"/> | 40 |
| <u>Black or African American</u> | <input type="text" value="3"/> | <input type="text" value="1"/> | <input type="text"/> | <input type="text"/> | <input type="text"/> | <input type="text"/> | 4 |
| <u>Native Hawaiian or Other Pacific Islander</u> | <input type="text"/> | <input type="text"/> | <input type="text"/> | <input type="text"/> | <input type="text"/> | <input type="text"/> | 0 |
| <u>White</u> | <input type="text" value="211"/> | <input type="text" value="95"/> | <input type="text"/> | <input type="text"/> | <input type="text"/> | <input type="text"/> | 306 |
| Two or more races | <input type="text"/> | <input type="text"/> | <input type="text"/> | <input type="text"/> | <input type="text"/> | <input type="text"/> | 0 |
| <u>Race and ethnicity unknown</u> | <input type="text" value="6"/> | <input type="text" value="6"/> | <input type="text"/> | <input type="text"/> | <input type="text"/> | <input type="text"/> | 12 |
| Total men | 256 | 130 | 0 | 0 | 0 | 0 | 386 |

Women

| Race/ethnicity | <u>Academic Rank</u> | | | | | No academic rank | Total |
|-------------------|----------------------|----------------------|----------------------|----------------------|----------------------|----------------------|----------|
| | Professors | Associate professors | Assistant professors | Instructors | Lecturers | | |
| Nonresident alien | <input type="text"/> | <input type="text"/> | <input type="text"/> | <input type="text"/> | <input type="text"/> | <input type="text"/> | 0 |

| | | | | | | | |
|---|----------------------------------|---------------------------------|----------------------|----------------------|----------------------|----------------------|------------|
| Hispanic/Latino | <input type="text" value="5"/> | <input type="text" value="7"/> | <input type="text"/> | <input type="text"/> | <input type="text"/> | <input type="text"/> | 12 |
| American Indian or Alaska Native | <input type="text" value="1"/> | <input type="text" value="1"/> | <input type="text"/> | <input type="text"/> | <input type="text"/> | <input type="text"/> | 2 |
| Asian | <input type="text" value="10"/> | <input type="text" value="7"/> | <input type="text"/> | <input type="text"/> | <input type="text"/> | <input type="text"/> | 17 |
| Black or African American | <input type="text"/> | <input type="text" value="2"/> | <input type="text"/> | <input type="text"/> | <input type="text"/> | <input type="text"/> | 2 |
| Native Hawaiian or Other Pacific Islander | <input type="text"/> | <input type="text"/> | <input type="text"/> | <input type="text"/> | <input type="text"/> | <input type="text"/> | 0 |
| White | <input type="text" value="106"/> | <input type="text" value="54"/> | <input type="text"/> | <input type="text"/> | <input type="text"/> | <input type="text"/> | 160 |
| Two or more races | <input type="text" value="1"/> | <input type="text"/> | <input type="text"/> | <input type="text"/> | <input type="text"/> | <input type="text"/> | 1 |
| Race and ethnicity unknown | <input type="text" value="5"/> | <input type="text" value="3"/> | <input type="text"/> | <input type="text"/> | <input type="text"/> | <input type="text"/> | 8 |
| Total women | 128 | 74 | 0 | 0 | 0 | 0 | 202 |

| | | | | | | | |
|--------------------------|------------|------------|----------|----------|----------|----------|------------|
| Total (men+women) | 384 | 204 | 0 | 0 | 0 | 0 | 588 |
| Total from prior year | | | | | | | 603 |

Institution: University of Colorado Denver/Anschutz Medical Campus (126562)

User ID: P1265625

Part A1 - Full-time Instructional Staff by Academic Rank and Tenure Status - On Tenure Track**Number of Full-time Instructional Staff With Faculty Status On Tenure Track**

As of November 1, 2020

- Report Hispanic/Latino individuals of any race as Hispanic/Latino
- Report race for non-Hispanic/Latino individuals only
- Include both Primarily Instruction and Instruction Combined with Research and/or Public Service
- Include both medical school and non-medical school staff

Men

| Race/ethnicity | Academic Rank | | | | | No academic rank | Total |
|--|----------------------------------|----------------------------------|----------------------------------|----------------------|----------------------|----------------------|------------|
| | Professors | Associate professors | Assistant professors | Instructors | Lecturers | | |
| <u>Nonresident alien</u> | <input type="text" value="1"/> | <input type="text" value="2"/> | <input type="text" value="18"/> | <input type="text"/> | <input type="text"/> | <input type="text"/> | 21 |
| <u>Hispanic/Latino</u> | <input type="text" value="8"/> | <input type="text" value="19"/> | <input type="text" value="22"/> | <input type="text"/> | <input type="text"/> | <input type="text"/> | 49 |
| <u>American Indian or Alaska Native</u> | <input type="text" value="2"/> | <input type="text" value="1"/> | <input type="text" value="1"/> | <input type="text"/> | <input type="text"/> | <input type="text"/> | 4 |
| <u>Asian</u> | <input type="text" value="17"/> | <input type="text" value="29"/> | <input type="text" value="41"/> | <input type="text"/> | <input type="text"/> | <input type="text"/> | 87 |
| <u>Black or African American</u> | <input type="text"/> | <input type="text" value="4"/> | <input type="text" value="6"/> | <input type="text"/> | <input type="text"/> | <input type="text"/> | 10 |
| <u>Native Hawaiian or Other Pacific Islander</u> | <input type="text"/> | <input type="text" value="1"/> | <input type="text"/> | <input type="text"/> | <input type="text"/> | <input type="text"/> | 1 |
| <u>White</u> | <input type="text" value="137"/> | <input type="text" value="229"/> | <input type="text" value="265"/> | <input type="text"/> | <input type="text"/> | <input type="text"/> | 631 |
| Two or more races | <input type="text"/> | <input type="text" value="4"/> | <input type="text" value="3"/> | <input type="text"/> | <input type="text"/> | <input type="text"/> | 7 |
| <u>Race and ethnicity unknown</u> | <input type="text" value="24"/> | <input type="text" value="37"/> | <input type="text" value="115"/> | <input type="text"/> | <input type="text"/> | <input type="text"/> | 176 |
| Total men | 189 | 326 | 471 | 0 | 0 | 0 | 986 |

Women

| Race/ethnicity | Academic Rank | | | | | No academic rank | Total |
|-------------------|----------------------|----------------------|---------------------------------|----------------------|----------------------|----------------------|-----------|
| | Professors | Associate professors | Assistant professors | Instructors | Lecturers | | |
| Nonresident alien | <input type="text"/> | <input type="text"/> | <input type="text" value="14"/> | <input type="text"/> | <input type="text"/> | <input type="text"/> | 14 |

| | | | | | | | |
|---|------------|------------|--------------|----------|----------|----------|--------------|
| Hispanic/Latino | 6 | 20 | 30 | | | | 56 |
| American Indian or Alaska Native | | 1 | 2 | | | | 3 |
| Asian | 5 | 36 | 62 | | | | 103 |
| Black or African American | 1 | 3 | 9 | | | | 13 |
| Native Hawaiian or Other Pacific Islander | | 1 | | | | | 1 |
| White | 80 | 250 | 402 | | | | 732 |
| Two or more races | 3 | 1 | 5 | | | | 9 |
| Race and ethnicity unknown | 6 | 39 | 122 | | | | 167 |
| Total women | 101 | 351 | 646 | 0 | 0 | 0 | 1,098 |
| Total (men+women) | 290 | 677 | 1,117 | 0 | 0 | 0 | 2,084 |
| Total from prior year | | | | | | | 2,003 |

Institution: University of Colorado Denver/Anschutz Medical Campus (126562)

User ID: P1265625

Part A1 - Full-time Instructional Staff by Academic Rank and Tenure Status - Multi-Year Contract**Number of Full-time Instructional Staff With Faculty Status Not on Tenure Track - Multi-Year Contract**

As of November 1, 2020

- Report Hispanic/Latino individuals of any race as Hispanic/Latino
- Report race for non-Hispanic/Latino individuals only
- Include both Primarily Instruction and Instruction Combined with Research and/or Public Service
- Include both medical school and non-medical school staff

Men

| Gender and race/ethnicity | Academic Rank | | | | | No academic rank | Total |
|--|----------------------|----------------------|----------------------|----------------------|----------------------|----------------------|-------|
| | Professors | Associate professors | Assistant professors | Instructors | Lecturers | | |
| <u>Nonresident alien</u> | <input type="text"/> | <input type="text"/> | <input type="text"/> | <input type="text"/> | <input type="text"/> | <input type="text"/> | 0 |
| <u>Hispanic/Latino</u> | <input type="text"/> | <input type="text"/> | <input type="text"/> | <input type="text"/> | <input type="text"/> | <input type="text"/> | 0 |
| <u>American Indian or Alaska Native</u> | <input type="text"/> | <input type="text"/> | <input type="text"/> | <input type="text"/> | <input type="text"/> | <input type="text"/> | 0 |
| <u>Asian</u> | <input type="text"/> | <input type="text"/> | <input type="text"/> | <input type="text"/> | <input type="text"/> | <input type="text"/> | 0 |
| <u>Black or African American</u> | <input type="text"/> | <input type="text"/> | <input type="text"/> | <input type="text"/> | <input type="text"/> | <input type="text"/> | 0 |
| <u>Native Hawaiian or Other Pacific Islander</u> | <input type="text"/> | <input type="text"/> | <input type="text"/> | <input type="text"/> | <input type="text"/> | <input type="text"/> | 0 |
| <u>White</u> | <input type="text"/> | <input type="text"/> | <input type="text"/> | <input type="text"/> | <input type="text"/> | <input type="text"/> | 0 |
| Two or more races | <input type="text"/> | <input type="text"/> | <input type="text"/> | <input type="text"/> | <input type="text"/> | <input type="text"/> | 0 |
| <u>Race and ethnicity unknown</u> | <input type="text"/> | <input type="text"/> | <input type="text"/> | <input type="text"/> | <input type="text"/> | <input type="text"/> | 0 |
| Total men | 0 | 0 | 0 | 0 | 0 | 0 | 0 |

Women

| Gender and race/ethnicity | Academic Rank | | | | | No academic rank | Total |
|---------------------------|----------------------|----------------------|----------------------|----------------------|----------------------|----------------------|-------|
| | Professors | Associate professors | Assistant professors | Instructors | Lecturers | | |
| Nonresident alien | <input type="text"/> | <input type="text"/> | <input type="text"/> | <input type="text"/> | <input type="text"/> | <input type="text"/> | 0 |

| | | | | | | | |
|---|----------------------|----------------------|----------------------|----------------------|----------------------|----------------------|----------|
| Hispanic/Latino | <input type="text"/> | <input type="text"/> | <input type="text"/> | <input type="text"/> | <input type="text"/> | <input type="text"/> | 0 |
| American Indian or Alaska Native | <input type="text"/> | <input type="text"/> | <input type="text"/> | <input type="text"/> | <input type="text"/> | <input type="text"/> | 0 |
| Asian | <input type="text"/> | <input type="text"/> | <input type="text"/> | <input type="text"/> | <input type="text"/> | <input type="text"/> | 0 |
| Black or African American | <input type="text"/> | <input type="text"/> | <input type="text"/> | <input type="text"/> | <input type="text"/> | <input type="text"/> | 0 |
| Native Hawaiian or Other Pacific Islander | <input type="text"/> | <input type="text"/> | <input type="text"/> | <input type="text"/> | <input type="text"/> | <input type="text"/> | 0 |
| White | <input type="text"/> | <input type="text"/> | <input type="text"/> | <input type="text"/> | <input type="text"/> | <input type="text"/> | 0 |
| Two or more races | <input type="text"/> | <input type="text"/> | <input type="text"/> | <input type="text"/> | <input type="text"/> | <input type="text"/> | 0 |
| Race and ethnicity unknown | <input type="text"/> | <input type="text"/> | <input type="text"/> | <input type="text"/> | <input type="text"/> | <input type="text"/> | 0 |
| Total women | 0 | 0 | 0 | 0 | 0 | 0 | 0 |
| Total (men+women) | 0 | 0 | 0 | 0 | 0 | 0 | 0 |
| Total from prior year | | | | | | | |

Institution: University of Colorado Denver/Anschutz Medical Campus (126562)

User ID: P1265625

Part A1 - Full-time Instructional Staff by Academic Rank and Tenure Status - Annual Contract**Number of Full-time Instructional Staff With Faculty Status Not on Tenure Track - Annual Contract**

As of November 1, 2020

- Report Hispanic/Latino individuals of any race as Hispanic/Latino
- Report race for non-Hispanic/Latino individuals only
- Include both Primarily Instruction and Instruction Combined with Research and/or Public Service
- Include both medical school and non-medical school staff

Men

| Race/ethnicity | Academic Rank | | | | | No academic rank | Total |
|--|--------------------------------|---------------------------------|--------------------------------|---------------------------------|----------------------|----------------------|------------|
| | Professors | Associate professors | Assistant professors | Instructors | Lecturers | | |
| <u>Nonresident alien</u> | <input type="text"/> | <input type="text"/> | <input type="text"/> | <input type="text" value="2"/> | <input type="text"/> | <input type="text"/> | 2 |
| <u>Hispanic/Latino</u> | <input type="text"/> | <input type="text"/> | <input type="text" value="1"/> | <input type="text" value="6"/> | <input type="text"/> | <input type="text"/> | 7 |
| <u>American Indian or Alaska Native</u> | <input type="text"/> | <input type="text"/> | <input type="text"/> | <input type="text" value="1"/> | <input type="text"/> | <input type="text"/> | 1 |
| <u>Asian</u> | <input type="text"/> | <input type="text" value="1"/> | <input type="text" value="3"/> | <input type="text" value="6"/> | <input type="text"/> | <input type="text"/> | 10 |
| <u>Black or African American</u> | <input type="text"/> | <input type="text" value="1"/> | <input type="text"/> | <input type="text" value="3"/> | <input type="text"/> | <input type="text"/> | 4 |
| <u>Native Hawaiian or Other Pacific Islander</u> | <input type="text"/> | <input type="text"/> | <input type="text"/> | <input type="text"/> | <input type="text"/> | <input type="text"/> | 0 |
| <u>White</u> | <input type="text" value="3"/> | <input type="text" value="10"/> | <input type="text" value="9"/> | <input type="text" value="61"/> | <input type="text"/> | <input type="text"/> | 83 |
| Two or more races | <input type="text"/> | <input type="text" value="1"/> | <input type="text"/> | <input type="text"/> | <input type="text"/> | <input type="text"/> | 1 |
| <u>Race and ethnicity unknown</u> | <input type="text" value="1"/> | <input type="text" value="2"/> | <input type="text" value="2"/> | <input type="text" value="8"/> | <input type="text"/> | <input type="text"/> | 13 |
| Total men | 4 | 15 | 15 | 87 | 0 | 0 | 121 |

Women

| Race/ethnicity | Academic Rank | | | | | No academic rank | Total |
|-------------------|----------------------|----------------------|----------------------|--------------------------------|----------------------|----------------------|----------|
| | Professors | Associate professors | Assistant professors | Instructors | Lecturers | | |
| Nonresident alien | <input type="text"/> | <input type="text"/> | <input type="text"/> | <input type="text" value="1"/> | <input type="text"/> | <input type="text"/> | 1 |

| | | | | | | | |
|---|--------------------------------|---------------------------------|---------------------------------|---------------------------------|----------------------|----------------------|------------|
| Hispanic/Latino | <input type="text"/> | <input type="text"/> | <input type="text" value="1"/> | <input type="text" value="7"/> | <input type="text"/> | <input type="text"/> | 8 |
| American Indian or Alaska Native | <input type="text"/> | <input type="text"/> | <input type="text"/> | <input type="text" value="1"/> | <input type="text"/> | <input type="text"/> | 1 |
| Asian | <input type="text"/> | <input type="text" value="1"/> | <input type="text" value="2"/> | <input type="text" value="2"/> | <input type="text"/> | <input type="text"/> | 5 |
| Black or African American | <input type="text"/> | <input type="text"/> | <input type="text" value="1"/> | <input type="text"/> | <input type="text"/> | <input type="text"/> | 1 |
| Native Hawaiian or Other Pacific Islander | <input type="text"/> | <input type="text"/> | <input type="text"/> | <input type="text"/> | <input type="text"/> | <input type="text"/> | 0 |
| White | <input type="text" value="2"/> | <input type="text" value="12"/> | <input type="text" value="26"/> | <input type="text" value="58"/> | <input type="text"/> | <input type="text"/> | 98 |
| Two or more races | <input type="text"/> | <input type="text"/> | <input type="text" value="1"/> | <input type="text"/> | <input type="text"/> | <input type="text"/> | 1 |
| Race and ethnicity unknown | <input type="text"/> | <input type="text"/> | <input type="text" value="1"/> | <input type="text" value="6"/> | <input type="text"/> | <input type="text"/> | 7 |
| Total women | 2 | 13 | 32 | 75 | 0 | 0 | 122 |

| | | | | | | | |
|--------------------------|----------|-----------|-----------|------------|----------|----------|------------|
| Total (men+women) | 6 | 28 | 47 | 162 | 0 | 0 | 243 |
| Total from prior year | | | | | | | 250 |

Institution: University of Colorado Denver/Anschutz Medical Campus (126562)

User ID: P1265625

Part A1 - Full-time Instructional Staff by Academic Rank and Tenure Status - Less-Than-Annual Contract**Number of Full-time Instructional Staff With Faculty Status Not on Tenure Track - Less-than-annual Contract**

As of November 1, 2020

- Report Hispanic/Latino individuals of any race as Hispanic/Latino
- Report race for non-Hispanic/Latino individuals only
- Include both Primarily Instruction and Instruction Combined with Research and/or Public Service
- Include both medical school and non-medical school staff

Men

| Race/ethnicity | Academic Rank | | | | | No academic rank | Total |
|--|----------------------|----------------------|----------------------|----------------------|----------------------|----------------------|-------|
| | Professors | Associate professors | Assistant professors | Instructors | Lecturers | | |
| <u>Nonresident alien</u> | <input type="text"/> | <input type="text"/> | <input type="text"/> | <input type="text"/> | <input type="text"/> | <input type="text"/> | 0 |
| <u>Hispanic/Latino</u> | <input type="text"/> | <input type="text"/> | <input type="text"/> | <input type="text"/> | <input type="text"/> | <input type="text"/> | 0 |
| <u>American Indian or Alaska Native</u> | <input type="text"/> | <input type="text"/> | <input type="text"/> | <input type="text"/> | <input type="text"/> | <input type="text"/> | 0 |
| <u>Asian</u> | <input type="text"/> | <input type="text"/> | <input type="text"/> | <input type="text"/> | <input type="text"/> | <input type="text"/> | 0 |
| <u>Black or African American</u> | <input type="text"/> | <input type="text"/> | <input type="text"/> | <input type="text"/> | <input type="text"/> | <input type="text"/> | 0 |
| <u>Native Hawaiian or Other Pacific Islander</u> | <input type="text"/> | <input type="text"/> | <input type="text"/> | <input type="text"/> | <input type="text"/> | <input type="text"/> | 0 |
| <u>White</u> | <input type="text"/> | <input type="text"/> | <input type="text"/> | 2 | <input type="text"/> | <input type="text"/> | 2 |
| Two or more races | <input type="text"/> | <input type="text"/> | <input type="text"/> | 1 | <input type="text"/> | <input type="text"/> | 1 |
| <u>Race and ethnicity unknown</u> | <input type="text"/> | <input type="text"/> | <input type="text"/> | <input type="text"/> | <input type="text"/> | <input type="text"/> | 0 |
| Total men | 0 | 0 | 0 | 3 | 0 | 0 | 3 |

Women

| Race/ethnicity | Academic Rank | | | | | No academic rank | Total |
|-------------------|----------------------|----------------------|----------------------|----------------------|----------------------|----------------------|-------|
| | Professors | Associate professors | Assistant professors | Instructors | Lecturers | | |
| Nonresident alien | <input type="text"/> | <input type="text"/> | <input type="text"/> | <input type="text"/> | <input type="text"/> | <input type="text"/> | 0 |

| | | | | | | | |
|---|----------------------|--------------------------------|----------------------|--------------------------------|----------------------|----------------------|----------|
| Hispanic/Latino | <input type="text"/> | <input type="text"/> | <input type="text"/> | <input type="text"/> | <input type="text"/> | <input type="text"/> | 0 |
| American Indian or Alaska Native | <input type="text"/> | <input type="text"/> | <input type="text"/> | <input type="text"/> | <input type="text"/> | <input type="text"/> | 0 |
| Asian | <input type="text"/> | <input type="text"/> | <input type="text"/> | <input type="text"/> | <input type="text"/> | <input type="text"/> | 0 |
| Black or African American | <input type="text"/> | <input type="text"/> | <input type="text"/> | <input type="text"/> | <input type="text"/> | <input type="text"/> | 0 |
| Native Hawaiian or Other Pacific Islander | <input type="text"/> | <input type="text"/> | <input type="text"/> | <input type="text"/> | <input type="text"/> | <input type="text"/> | 0 |
| White | <input type="text"/> | <input type="text" value="1"/> | <input type="text"/> | <input type="text" value="1"/> | <input type="text"/> | <input type="text"/> | 2 |
| Two or more races | <input type="text"/> | <input type="text"/> | <input type="text"/> | <input type="text"/> | <input type="text"/> | <input type="text"/> | 0 |
| Race and ethnicity unknown | <input type="text"/> | <input type="text"/> | <input type="text"/> | <input type="text"/> | <input type="text"/> | <input type="text"/> | 0 |
| Total women | 0 | 1 | 0 | 1 | 0 | 0 | 2 |
| Total (men+women) | 0 | 1 | 0 | 4 | 0 | 0 | 5 |
| Total from prior year | | | | | | | 1 |

Institution: University of Colorado Denver/Anschutz Medical Campus (126562)

User ID: P1265625

Part A1 - Full-time Instructional Staff by Academic Rank and Tenure Status - Indefinite duration contract**Number of Full-time Instructional Staff With Faculty Status Not on Tenure Track - Indefinite duration contract**

As of November 1, 2020

- Report Hispanic/Latino individuals of any race as Hispanic/Latino
- Report race for non-Hispanic/Latino individuals only
- Include both Primarily Instruction and Instruction Combined with Research and/or Public Service
- Include both medical school and non-medical school staff

Men

| Gender and race/ethnicity | Academic Rank | | | | | No academic rank | Total |
|--|--------------------------------|---------------------------------|---------------------------------|----------------------------------|----------------------|----------------------|------------|
| | Professors | Associate professors | Assistant professors | Instructors | Lecturers | | |
| <u>Nonresident alien</u> | <input type="text"/> | <input type="text"/> | <input type="text" value="2"/> | <input type="text" value="2"/> | <input type="text"/> | <input type="text"/> | 4 |
| <u>Hispanic/Latino</u> | <input type="text"/> | <input type="text" value="5"/> | <input type="text" value="2"/> | <input type="text" value="17"/> | <input type="text"/> | <input type="text"/> | 24 |
| <u>American Indian or Alaska Native</u> | <input type="text"/> | <input type="text"/> | <input type="text"/> | <input type="text"/> | <input type="text"/> | <input type="text"/> | 0 |
| <u>Asian</u> | <input type="text"/> | <input type="text" value="1"/> | <input type="text"/> | <input type="text" value="18"/> | <input type="text"/> | <input type="text"/> | 19 |
| <u>Black or African American</u> | <input type="text"/> | <input type="text"/> | <input type="text"/> | <input type="text" value="2"/> | <input type="text"/> | <input type="text"/> | 2 |
| <u>Native Hawaiian or Other Pacific Islander</u> | <input type="text"/> | <input type="text"/> | <input type="text"/> | <input type="text" value="1"/> | <input type="text"/> | <input type="text"/> | 1 |
| <u>White</u> | <input type="text" value="1"/> | <input type="text" value="13"/> | <input type="text" value="13"/> | <input type="text" value="218"/> | <input type="text"/> | <input type="text"/> | 245 |
| Two or more races | <input type="text"/> | <input type="text"/> | <input type="text"/> | <input type="text" value="2"/> | <input type="text"/> | <input type="text"/> | 2 |
| <u>Race and ethnicity unknown</u> | <input type="text"/> | <input type="text" value="1"/> | <input type="text" value="2"/> | <input type="text" value="105"/> | <input type="text"/> | <input type="text"/> | 108 |
| Total men | 1 | 20 | 19 | 365 | 0 | 0 | 405 |

Women

| Gender and race/ethnicity | Academic Rank | | | | | No academic rank | Total |
|---------------------------|----------------------|----------------------|--------------------------------|--------------------------------|----------------------|----------------------|----------|
| | Professors | Associate professors | Assistant professors | Instructors | Lecturers | | |
| Nonresident alien | <input type="text"/> | <input type="text"/> | <input type="text" value="1"/> | <input type="text" value="4"/> | <input type="text"/> | <input type="text"/> | 5 |

| | | | | | | | |
|---|--------------------------------|---------------------------------|---------------------------------|----------------------------------|----------------------|----------------------|--------------|
| Hispanic/Latino | <input type="text"/> | <input type="text" value="1"/> | <input type="text" value="1"/> | <input type="text" value="48"/> | <input type="text"/> | <input type="text"/> | 50 |
| American Indian or Alaska Native | <input type="text"/> | <input type="text"/> | <input type="text"/> | <input type="text"/> | <input type="text"/> | <input type="text"/> | 0 |
| Asian | <input type="text"/> | <input type="text" value="5"/> | <input type="text" value="3"/> | <input type="text" value="41"/> | <input type="text"/> | <input type="text"/> | 49 |
| Black or African American | <input type="text"/> | <input type="text"/> | <input type="text" value="2"/> | <input type="text" value="16"/> | <input type="text"/> | <input type="text"/> | 18 |
| Native Hawaiian or Other Pacific Islander | <input type="text"/> | <input type="text"/> | <input type="text"/> | <input type="text" value="1"/> | <input type="text"/> | <input type="text"/> | 1 |
| White | <input type="text" value="8"/> | <input type="text" value="15"/> | <input type="text" value="36"/> | <input type="text" value="821"/> | <input type="text"/> | <input type="text"/> | 880 |
| Two or more races | <input type="text"/> | <input type="text"/> | <input type="text"/> | <input type="text" value="10"/> | <input type="text"/> | <input type="text"/> | 10 |
| Race and ethnicity unknown | <input type="text"/> | <input type="text"/> | <input type="text" value="5"/> | <input type="text" value="267"/> | <input type="text"/> | <input type="text"/> | 272 |
| Total women | 8 | 21 | 48 | 1,208 | 0 | 0 | 1,285 |

| | | | | | | | |
|--------------------------|----------|-----------|-----------|--------------|----------|----------|----------------|
| Total (men+women) | 9 | 41 | 67 | 1,573 | 0 | 0 | ✓ 1,690 |
| Total from prior year | | | | | | | 1,624 |

Institution: University of Colorado Denver/Anschutz Medical Campus (126562)

User ID: P1265625

Part A1 - Full-time Instructional Staff - Without Faculty Status**Number of Full-time Instructional Staff Without Faculty Status**

As of November 1, 2020

- Report Hispanic/Latino individuals of any race as Hispanic/Latino
- Report race for non-Hispanic/Latino individuals only
- Include both Primarily Instruction and Instruction Combined with Research and/or Public Service
- Include both medical school and non-medical school staff

Men

| Race/ethnicity | Without Faculty Status |
|--|--------------------------------|
| <u>Nonresident alien</u> | <input type="text" value="0"/> |
| <u>Hispanic/Latino</u> | <input type="text"/> |
| <u>American Indian or Alaska Native</u> | <input type="text"/> |
| <u>Asian</u> | <input type="text"/> |
| <u>Black or African American</u> | <input type="text"/> |
| <u>Native Hawaiian or Other Pacific Islander</u> | <input type="text"/> |
| <u>White</u> | <input type="text"/> |
| Two or more races | <input type="text"/> |
| <u>Race and ethnicity unknown</u> | <input type="text"/> |
| Total men | 0 |

Women

| Race/ethnicity | Without Faculty Status |
|----------------------------------|------------------------|
| Nonresident alien | <input type="text"/> |
| Hispanic/Latino | <input type="text"/> |
| American Indian or Alaska Native | <input type="text"/> |

| | |
|---|----------------------|
| Asian | <input type="text"/> |
| Black or African American | <input type="text"/> |
| Native Hawaiian or Other Pacific Islander | <input type="text"/> |
| White | <input type="text"/> |
| Two or more races | <input type="text"/> |
| Race and ethnicity unknown | <input type="text"/> |
| Total women | 0 |

| | |
|-----------------------|---|
| Total (men+women) | 0 |
| Total from prior year | |

Institution: University of Colorado Denver/Anschutz Medical Campus (126562)



User ID: P1265625

Part A2 - Full-time Instructional Staff by Function

Number of Full-time Instructional Staff

As of November 1, 2020

- Report Primarily Instruction and Instruction combined with Research and/or Public Service separately, as indicated below
- Report Non-medical school and Medical school staff separately, as indicated below

| | | | With <u>Faculty Status</u> | | | | | Without Faculty Status | Total | |
|--|--|--|----------------------------------|----------------------------------|----------------------------|----------------------------------|----------------------------------|------------------------------------|----------------------|--|
| | | | <u>Tenured</u> | <u>On Tenure Track</u> | <u>Not on Tenure Track</u> | | | | | |
| | | | | | <u>Multi-year</u> | <u>Annual contract</u> | <u>Less-than-annual contract</u> | | | <u>Indefinite duration</u> (continuing or at-will). |
| <u>Non-medical school staff</u> | | | 341 | 182 | 0 | 243 | 5 | 149 | 0 | 920 |
| Non-medical school staff from prior year | | | 348 | 178 | | 250 | 1 | 165 | | 942 |
| | <u>Primarily Instruction</u> | | 0 | 0 | 0 | 243 | 5 | 130 | 0 | 378 |
| | |  Exclusively credit | <input type="text"/> | <input type="text"/> | <input type="text"/> | <input type="text" value="243"/> | <input type="text" value="5"/> | <input type="text" value="130"/> | <input type="text"/> | 378 |
| | |  Exclusively not-for-credit | <input type="text"/> | <input type="text"/> | <input type="text"/> | <input type="text"/> | <input type="text"/> | <input type="text"/> | <input type="text"/> | 0 |
| | | Combined credit/not-for-credit | <input type="text"/> | <input type="text"/> | <input type="text"/> | <input type="text"/> | <input type="text"/> | <input type="text"/> | <input type="text"/> | 0 |
| | <u>Instruction/research/public service staff</u> | | <input type="text" value="341"/> | <input type="text" value="182"/> | <input type="text"/> | <input type="text"/> | <input type="text"/> | <input type="text" value="19"/> | <input type="text"/> | 542 |
| | | | | | | | | | | |
| <u>Medical school staff</u> | | | 247 | 1,902 | 0 | 0 | 0 | 1,541 | 0 | 3,690 |
| Medical school staff from prior year | | | 255 | 1,825 | | 0 | 0 | 1,459 | | 3,539 |
| | <u>Primarily Instruction</u> | | 0 | 0 | 0 | 0 | 0 | 1,536 | 0 | 1,536 |
| | | Exclusively credit | <input type="text"/> | <input type="text"/> | <input type="text"/> | <input type="text"/> | <input type="text"/> | <input type="text" value="1,536"/> | <input type="text"/> | 1,536 |

| | | | | | | | | | | |
|--|--|--|----------------------------------|------------------------------------|----------------------|----------------------|----------------------|--------------------------------|----------------------|--------------|
| | | Exclusively not-for-credit | <input type="text"/> | <input type="text"/> | <input type="text"/> | <input type="text"/> | <input type="text"/> | <input type="text"/> | <input type="text"/> | 0 |
| | | Combined credit/not-for-credit | <input type="text"/> | <input type="text"/> | <input type="text"/> | <input type="text"/> | <input type="text"/> | <input type="text"/> | <input type="text"/> | 0 |
| | | <u>Instruction/research/public service staff</u> | <input type="text" value="247"/> | <input type="text" value="1,902"/> | <input type="text"/> | <input type="text"/> | <input type="text"/> | <input type="text" value="5"/> | <input type="text"/> | 2,154 |
| Total carried forward from previous screens | | | 588 | 2,084 | 0 | 243 | 5 | 1,690 | 0 | 4,610 |

Institution: University of Colorado Denver/Anschutz Medical Campus (126562)

User ID: P1265625

Part A3 - Full-time Instructional Staff - Totals**Total number of Full-time Instructional Staff**

As of November 1, 2020

| Race/ethnicity | Total men | Total women | Total (men+women) |
|---|--------------|--------------|-------------------|
| Nonresident alien | 27 | 20 | 47 |
| Hispanic/Latino | 102 | 126 | 228 |
| American Indian or Alaska Native | 7 | 6 | 13 |
| Asian | 156 | 174 | 330 |
| Black or African American | 20 | 34 | 54 |
| Native Hawaiian or Other Pacific Islander | 2 | 2 | 4 |
| White | 1,267 | 1,872 | 3,139 |
| Two or more races | 11 | 21 | 32 |
| Race and ethnicity unknown | 309 | 454 | 763 |
| Total | 1,901 | 2,709 | 4,610 |
| Total from prior year | | | 4,481 |

Institution: University of Colorado Denver/Anschutz Medical Campus (126562)

User ID: P1265625

Part B1 - Full-time Non-instructional Staff by Occupational Category**Number of Full-time Non-instructional Staff by Occupational Category**

As of November 1, 2020

- Report Hispanic/Latino individuals of any race as Hispanic/Latino
- Report race for non-Hispanic/Latino individuals only
- Include both medical school and non-medical school staff

Men

| Race/ethnicity | <u>Instructional Staff</u> (carried forward from Part A) | <u>Research staff</u> | <u>Public Service staff</u> |
|--|--|-----------------------|-----------------------------|
| <u>Nonresident alien</u> | 27 | 73 | |
| <u>Hispanic/Latino</u> | 102 | 20 | 4 |
| <u>American Indian or Alaska Native</u> | 7 | | |
| <u>Asian</u> | 156 | 53 | 2 |
| <u>Black or African American</u> | 20 | 5 | |
| <u>Native Hawaiian or Other Pacific Islander</u> | 2 | | |
| <u>White</u> | 1,267 | 164 | 35 |
| Two or more races | 11 | 2 | |
| <u>Race and ethnicity unknown</u> | 309 | 48 | 11 |
| Total men | 1,901 | 365 | 52 |

Women

| Race/ethnicity | <u>Instructional Staff</u> (carried forward from Part A) | <u>Research staff</u> | <u>Public Service staff</u> |
|-------------------|--|-----------------------|-----------------------------|
| Nonresident alien | 20 | 55 | |
| Hispanic/Latino | 126 | 30 | 7 |

| | | | |
|---|--------------|------------|------------|
| American Indian or Alaska Native | 6 | | |
| Asian | 174 | 60 | 9 |
| Black or African American | 34 | 8 | 1 |
| Native Hawaiian or Other Pacific Islander | 2 | 1 | |
| White | 1,872 | 238 | 57 |
| Two or more races | 21 | 7 | |
| Race and ethnicity unknown | 454 | 57 | 12 |
| Total women | 2,709 | 456 | 86 |
| | | | |
| Total (men+women) | 4,610 | 821 | 138 |
| Total from prior year | 4,481 | 810 | 121 |

Institution: University of Colorado Denver/Anschutz Medical Campus (126562)

User ID: P1265625

Part B1 - Full-time Non-instructional Staff by Occupational Category

Number of **Full-time Non-instructional Staff by Occupational Category**

As of November 1, 2020

- Report Hispanic/Latino individuals of any race as Hispanic/Latino
- Report race for non-Hispanic/Latino individuals only
- Include both medical school and non-medical school staff

Men

| Race/ethnicity | <u>Archivists, Curators, and Museum Technicians</u> 25-4010 | <u>Librarians and Media Collections Specialists</u> 25-4020 | <u>Library Technicians</u> 25-4030 | i <u>Student and Academic Affairs and Other Education Services Occupations</u> 25-2000 + 25-3000 + 25-9000 |
|--|--|--|---|--|
| <u>Nonresident alien</u> | <input type="text"/> | <input type="text"/> | <input type="text"/> | <input type="text"/> |
| <u>Hispanic/Latino</u> | <input type="text"/> | <input type="text" value="2"/> | <input type="text" value="2"/> | <input type="text" value="11"/> |
| <u>American Indian or Alaska Native</u> | <input type="text"/> | <input type="text"/> | <input type="text"/> | <input type="text"/> |
| <u>Asian</u> | <input type="text"/> | <input type="text"/> | <input type="text"/> | <input type="text" value="3"/> |
| <u>Black or African American</u> | <input type="text"/> | <input type="text"/> | <input type="text"/> | <input type="text" value="5"/> |
| <u>Native Hawaiian or Other Pacific Islander</u> | <input type="text"/> | <input type="text"/> | <input type="text"/> | <input type="text"/> |
| <u>White</u> | <input type="text"/> | <input type="text" value="8"/> | <input type="text" value="2"/> | <input type="text" value="31"/> |
| Two or more races | <input type="text"/> | <input type="text"/> | <input type="text"/> | <input type="text"/> |
| <u>Race and ethnicity unknown</u> | <input type="text"/> | <input type="text" value="1"/> | <input type="text" value="1"/> | <input type="text" value="4"/> |
| Total men | 0 | 11 | 5 | 54 |

Women

| Race/ethnicity | <u>Archivists, Curators, and Museum Technicians</u> 25-4010 | <u>Librarians and Media Collections Specialists</u> 25-4020 | <u>Library Technicians</u> 25-4030 | <u>Student and Academic Affairs and Other Education Services Occupations</u> 25-2000 + 25-3000 + 25-9000 |
|----------------|--|--|---|---|
|----------------|--|--|---|---|

| | | | | |
|---|----------------------|----------------------|----------------------|----------------------|
| Nonresident alien | <input type="text"/> | <input type="text"/> | <input type="text"/> | <input type="text"/> |
| Hispanic/Latino | <input type="text"/> | <input type="text"/> | <input type="text"/> | 41 |
| American Indian or Alaska Native | <input type="text"/> | <input type="text"/> | <input type="text"/> | 1 |
| Asian | <input type="text"/> | 3 | 4 | 19 |
| Black or African American | <input type="text"/> | <input type="text"/> | <input type="text"/> | 13 |
| Native Hawaiian or Other Pacific Islander | <input type="text"/> | <input type="text"/> | <input type="text"/> | 1 |
| White | <input type="text"/> | 18 | <input type="text"/> | 166 |
| Two or more races | <input type="text"/> | 1 | <input type="text"/> | 8 |
| Race and ethnicity unknown | <input type="text"/> | 1 | 1 | 34 |
| Total women | 0 | 23 | 5 | 283 |

| | | | | |
|--------------------------|----------|-----------|-----------|------------|
| Total (men+women) | 0 | 34 | 10 | 337 |
| Total from prior year | | 39 | 11 | 345 |

Institution: University of Colorado Denver/Anschutz Medical Campus (126562)

User ID: P1265625

Part B1 - Full-time Non-instructional Staff by Occupational Category

Number of **Full-time Non-instructional Staff by Occupational Category**

As of November 1, 2020

- Report Hispanic/Latino individuals of any race as Hispanic/Latino
- Report race for non-Hispanic/Latino individuals only
- Include both medical school and non-medical school staff

Men

| Race/ethnicity | <u>Management Occupations</u> 11-0000 | <u>Business and Financial Operations Occupations</u> 13-0000 | <u>Computer, Engineering, and Science Occupations</u> 15-0000 + 17-0000 + 19-0000 | <u>Community, Social Service, Legal, Arts, Design, Entertainment, Sports, and Media Occupations</u> 21-0000 + 23-0000 + 27-0000 | <u>Healthcare Practitioners and Technical Occupations</u> 29-0000 |
|--|--|---|--|--|--|
| <u>Nonresident alien</u> | 1 | 2 | 13 | | 13 |
| <u>Hispanic/Latino</u> | 32 | 17 | 57 | 4 | 44 |
| <u>American Indian or Alaska Native</u> | | 1 | 1 | | 2 |
| <u>Asian</u> | 22 | 13 | 36 | 2 | 61 |
| <u>Black or African American</u> | 20 | 9 | 15 | 3 | 20 |
| <u>Native Hawaiian or Other Pacific Islander</u> | | 2 | 1 | | |
| <u>White</u> | 244 | 86 | 371 | 16 | 225 |
| Two or more races | 8 | 2 | 9 | 2 | 7 |
| <u>Race and ethnicity unknown</u> | 25 | 20 | 75 | 6 | 278 |
| Total men | 352 | 152 | 578 | 33 | 650 |

Women

| | | | | | |
|--|--|--|-----------------------|--|--|
| | | | Computer, Engineering | | |
|--|--|--|-----------------------|--|--|

| Race/ethnicity | <u>Management Occupations 11-0000</u> | <u>Business and Financial Operations Occupations 13-0000</u> | <u>Computer, Engineering, and Science Occupations 15-0000 + 17-0000 + 19-0000</u> | <u>Community, Social Service, Legal, Arts, Design, Entertainment, Sports, and Media Occupations 21-0000 + 23-0000 + 27-0000</u> | <u>Healthcare Practitioners and Technical Occupations 29-0000</u> |
|---|---|--|---|---|---|
| Nonresident alien | <input type="text"/> | <input type="text" value="2"/> | <input type="text" value="19"/> | <input type="text" value="1"/> | <input type="text" value="7"/> |
| Hispanic/Latino | <input type="text" value="63"/> | <input type="text" value="63"/> | <input type="text" value="109"/> | <input type="text" value="17"/> | <input type="text" value="70"/> |
| American Indian or Alaska Native | <input type="text" value="4"/> | <input type="text" value="1"/> | <input type="text" value="16"/> | <input type="text"/> | <input type="text" value="4"/> |
| Asian | <input type="text" value="40"/> | <input type="text" value="44"/> | <input type="text" value="100"/> | <input type="text" value="3"/> | <input type="text" value="73"/> |
| Black or African American | <input type="text" value="28"/> | <input type="text" value="32"/> | <input type="text" value="23"/> | <input type="text" value="6"/> | <input type="text" value="33"/> |
| Native Hawaiian or Other Pacific Islander | <input type="text"/> | <input type="text"/> | <input type="text"/> | <input type="text"/> | <input type="text"/> |
| White | <input type="text" value="496"/> | <input type="text" value="336"/> | <input type="text" value="671"/> | <input type="text" value="73"/> | <input type="text" value="321"/> |
| Two or more races | <input type="text" value="11"/> | <input type="text" value="8"/> | <input type="text" value="15"/> | <input type="text" value="1"/> | <input type="text" value="4"/> |
| Race and ethnicity unknown | <input type="text" value="48"/> | <input type="text" value="58"/> | <input type="text" value="135"/> | <input type="text" value="8"/> | <input type="text" value="348"/> |
| Total women | 690 | 544 | 1,088 | 109 | 860 |
| Total (men+women) | 1,042 | 696 | 1,666 | 142 | 1,510 |
| Total from prior year | 1,033 | 730 | 1,720 | 145 | 1,493 |

Institution: University of Colorado Denver/Anschutz Medical Campus (126562)

User ID: P1265625

Part B1 - Full-time Non-instructional Staff by Occupational Category**Number of Full-time Non-instructional Staff by Occupational Category**

As of November 1, 2020

- Report Hispanic/Latino individuals of any race as Hispanic/Latino
- Report race for non-Hispanic/Latino individuals only
- Include both medical school and non-medical school staff

Men

| Race/ethnicity | <u>Service Occupations</u> 31-0000 + 33-0000 + 35-0000 + 37-0000 + 39-0000 | <u>Sales and Related</u> <u>Occupations</u> 41-0000 | <u>Office and Administrative</u> <u>Support Occupations</u> 43-0000 | <u>Natural Resources, Construction, and</u> <u>Maintenance Occupations</u> 45-0000 + 47-0000 + 49-0000 | <u>Production, Transportation,</u> <u>and Material Moving</u> <u>Occupations</u> 51-0000 + 53-0000 | Grand Total (All full-time staff) |
|--|---|---|---|---|---|--------------------------------------|
| <u>Nonresident alien</u> | <input type="text"/> | <input type="text"/> | <input type="text"/> | <input type="text"/> | <input type="text"/> | 129 |
| <u>Hispanic/Latino</u> | <input type="text" value="16"/> | <input type="text"/> | <input type="text" value="16"/> | <input type="text" value="23"/> | <input type="text" value="5"/> | 355 |
| <u>American Indian or Alaska Native</u> | <input type="text"/> | <input type="text"/> | <input type="text"/> | <input type="text" value="2"/> | <input type="text"/> | 13 |
| <u>Asian</u> | <input type="text" value="1"/> | <input type="text"/> | <input type="text" value="7"/> | <input type="text" value="3"/> | <input type="text"/> | 359 |
| <u>Black or African American</u> | <input type="text" value="9"/> | <input type="text"/> | <input type="text" value="4"/> | <input type="text" value="9"/> | <input type="text" value="1"/> | 120 |
| <u>Native Hawaiian or Other Pacific Islander</u> | <input type="text"/> | <input type="text"/> | <input type="text" value="2"/> | <input type="text"/> | <input type="text"/> | 7 |
| <u>White</u> | <input type="text" value="29"/> | <input type="text"/> | <input type="text" value="30"/> | <input type="text" value="74"/> | <input type="text" value="18"/> | 2,600 |
| Two or more races | <input type="text"/> | <input type="text"/> | <input type="text" value="1"/> | <input type="text" value="1"/> | <input type="text"/> | 43 |
| <u>Race and ethnicity unknown</u> | <input type="text" value="9"/> | <input type="text"/> | <input type="text" value="4"/> | <input type="text" value="5"/> | <input type="text" value="3"/> | 799 |
| Total men | 64 | 0 | 64 | 117 | 27 | 4,425 |

Women

| Race/ethnicity | <u>Service Occupations</u> 31-0000 + 33-0000 + 35-0000 + 37-0000 + 39-0000 | <u>Sales and</u> <u>Related</u> <u>Occupations</u> 41-0000 | <u>Office and</u> <u>Administrative</u> <u>Support Occupations</u> 43-0000 | <u>Natural Resources,</u> <u>Construction, and</u> <u>Maintenance Occupations</u> 45-0000 + 47-0000 + 49-0000 | <u>Production, Transportation,</u> <u>and Material Moving</u> <u>Occupations</u> 51-0000 + 53-0000 | Grand Total (All full- time staff) |
|---|---|---|---|---|---|--|
| Nonresident alien | 1 | | | | | 105 |
| Hispanic/Latino | 23 | | 91 | 1 | 2 | 643 |
| American Indian or Alaska Native | | | 3 | | | 35 |
| Asian | 3 | | 8 | 1 | | 541 |
| Black or African American | 10 | | 42 | 2 | 2 | 234 |
| Native Hawaiian or Other Pacific Islander | | | 1 | | | 5 |
| White | 38 | | 181 | 3 | 1 | 4,471 |
| Two or more races | 2 | | 9 | | | 87 |
| Race and ethnicity unknown | 10 | | 33 | 1 | 3 | 1,203 |
| Total women | 87 | 0 | 368 | 8 | 8 | 7,324 |

| | | | | | | |
|------------------------------|------------|----------|------------|------------|-----------|---------------|
| Total (men+women) | 151 | 0 | 432 | 125 | 35 | 11,749 |
| Total from prior year | 180 | | 457 | 133 | 39 | 11,737 |

Institution: University of Colorado Denver/Anschutz Medical Campus (126562)


User ID: P1265625

Part B2 - Full-time Non-instructional Staff by Occupational Category and Tenure Status

Number of **Full-time Non-instructional Staff**

As of November 1, 2020

Non-medical school staff

| Occupational category | With <u>Faculty Status</u> | | | | | | Without Faculty Status | Total |
|---|---------------------------------|---------------------------------|----------------------------|------------------------|----------------------------------|--|----------------------------------|------------|
| | <u>Tenured</u> | <u>On Tenure Track</u> | <u>Not on Tenure Track</u> | | | | | |
| | | | <u>Multi-year</u> | <u>Annual contract</u> | <u>Less-than-annual contract</u> | <u>Indefinite duration (continuing or at-will)</u> | | |
| <u>Research staff</u> | <input type="text"/> | <input type="text"/> | <input type="text"/> | <input type="text"/> | <input type="text"/> | <input type="text" value="159"/> | <input type="text"/> | 159 |
| <u>Public Service staff</u> | <input type="text"/> | <input type="text"/> | <input type="text"/> | <input type="text"/> | <input type="text"/> | <input type="text" value="37"/> | <input type="text"/> | 37 |
| <u>Archivists, Curators, and Museum Technicians</u> 25-4010 | <input type="text"/> | <input type="text"/> | <input type="text"/> | <input type="text"/> | <input type="text"/> | <input type="text"/> | <input type="text"/> | 0 |
| <u>Librarians and Media Collections Specialists</u> 25-4020 | <input type="text" value="2"/> | <input type="text" value="9"/> | <input type="text"/> | <input type="text"/> | <input type="text"/> | <input type="text" value="22"/> | <input type="text" value="1"/> | 34 |
| <u>Library Technicians</u> 25-4030 | <input type="text"/> | <input type="text"/> | <input type="text"/> | <input type="text"/> | <input type="text"/> | <input type="text"/> | <input type="text" value="10"/> | 10 |
|  <u>Student and Academic Affairs and Other Education Services Occupations</u> 25-2000 + 25-3000 + 25-9000 | <input type="text"/> | <input type="text"/> | <input type="text"/> | <input type="text"/> | <input type="text"/> | <input type="text"/> | <input type="text" value="218"/> | 218 |
| <u>Management Occupations</u> 11-0000 | <input type="text" value="32"/> | <input type="text" value="11"/> | <input type="text"/> | <input type="text"/> | <input type="text"/> | <input type="text" value="59"/> | <input type="text" value="603"/> | 705 |
| <u>Business and Financial Operations Occupations</u> 13-0000 | <input type="text"/> | <input type="text"/> | <input type="text"/> | <input type="text"/> | <input type="text"/> | <input type="text"/> | <input type="text" value="315"/> | 315 |

| | | | | | | | | |
|--|----------------------|----------------------|----------------------|----------------------|----------------------|----------------------|----------------------------------|--------------|
| <u>Computer, Engineering, and Science Occupations</u> 15-0000 + 17-0000 + 19-0000 | <input type="text"/> | <input type="text"/> | <input type="text"/> | <input type="text"/> | <input type="text"/> | <input type="text"/> | <input type="text" value="421"/> | 421 |
| <u>Community, Social Service, Legal, Arts, Design, Entertainment, Sports, and Media Occupations</u> 21-0000 + 23-0000 + 27-0000 | <input type="text"/> | <input type="text"/> | <input type="text"/> | <input type="text"/> | <input type="text"/> | <input type="text"/> | <input type="text" value="99"/> | 99 |
| <u>Healthcare Practitioners and Technical Occupations</u> 29-0000 | <input type="text"/> | <input type="text"/> | <input type="text"/> | <input type="text"/> | <input type="text"/> | <input type="text"/> | <input type="text" value="56"/> | 56 |
| Total | 34 | 20 | 0 | 0 | 0 | 277 | 1,723 | 2,054 |
| Total from prior year | 37 | 21 | | | | 285 | 1,744 | 2,087 |

Medical school staff

| Occupational category | With <u>Faculty Status</u> | | | | | | Without Faculty Status | Total |
|---|----------------------------|------------------------|----------------------------|------------------------|----------------------------------|--|------------------------|------------|
| | <u>Tenured</u> | <u>On Tenure Track</u> | <u>Not on Tenure Track</u> | | | | | |
| | | | <u>Multi-year</u> | <u>Annual contract</u> | <u>Less-than-annual contract</u> | <u>Indefinite duration (continuing or at-will)</u> | | |
| Research staff | <input type="text"/> | <input type="text"/> | <input type="text"/> | <input type="text"/> | <input type="text"/> | <input type="text" value="662"/> | <input type="text"/> | 662 |
| Public Service staff | <input type="text"/> | <input type="text"/> | <input type="text"/> | <input type="text"/> | <input type="text"/> | <input type="text" value="101"/> | <input type="text"/> | 101 |
| Archivists, Curators, and Museum Technicians 25-4010 | <input type="text"/> | <input type="text"/> | <input type="text"/> | <input type="text"/> | <input type="text"/> | <input type="text"/> | <input type="text"/> | 0 |
| Librarians and Media Collections Specialists 25-4020 | <input type="text"/> | <input type="text"/> | <input type="text"/> | <input type="text"/> | <input type="text"/> | <input type="text"/> | <input type="text"/> | 0 |
| Library Technicians 25-4030 | <input type="text"/> | <input type="text"/> | <input type="text"/> | <input type="text"/> | <input type="text"/> | <input type="text"/> | <input type="text"/> | 0 |

| | | | | | | | | |
|---|----------------------|----------------------|----------------------|----------------------|----------------------|----------------------|----------------------------------|------------|
| Student and Academic Affairs and Other Education Services | <input type="text"/> | <input type="text"/> | <input type="text"/> | <input type="text"/> | <input type="text"/> | <input type="text"/> | <input type="text" value="119"/> | 119 |
|---|----------------------|----------------------|----------------------|----------------------|----------------------|----------------------|----------------------------------|------------|

| | | | | | | | | |
|---|----------|-----------|----------|----------|----------|------------|--------------|--------------|
| Occupations 25-2000 + 25-3000 + 25-9000 | | | | | | | | |
| Management Occupations 11-0000 | 5 | 10 | | | | 2 | 320 | 337 |
| Business and Financial Operations Occupations 13-0000 | | | | | | | 381 | 381 |
| Computer, Engineering, and Science Occupations 15-0000 + 17-0000 + 19-0000 | | | | | | | 1,245 | 1,245 |
| Community, Social Service, Legal, Arts, Design, Entertainment, Sports, and Media Occupations 21-0000 + 23-0000 + 27-0000 | | | | | | | 43 | 43 |
| Healthcare Practitioners and Technical Occupations 29-0000 | | | | | | | 1,454 | 1,454 |
| Total | 5 | 10 | 0 | 0 | 0 | 765 | 3,562 | 4,342 |
| Total from prior year | 6 | 9 | | | | 722 | 3,623 | 4,360 |

Institution: University of Colorado Denver/Anschutz Medical Campus (126562)

User ID: P1265625

Part B2 - Full-time Non-instructional Staff by Medical School Status**Number of Full-time Non-instructional Staff**

As of November 1, 2020

| Occupational category | Total (carried forward from Part B1) | Non-medical school staff | Medical school staff |
|--|--|----------------------------------|----------------------------------|
| <u>Service Occupations</u> 31-0000 + 33-0000 + 35-0000 + 37-0000 + 39-0000 | 151 | <input type="text" value="122"/> | <input type="text" value="29"/> |
| <u>Sales and Related Occupations</u> 41-0000 | 0 | <input type="text"/> | <input type="text"/> |
| <u>Office and Administrative Support Occupations</u> 43-0000 | 432 | <input type="text" value="230"/> | <input type="text" value="202"/> |
| <u>Natural Resources, Construction, and Maintenance Occupations</u> 45-0000 + 47-0000 + 49-0000 | 125 | <input type="text" value="124"/> | <input type="text" value="1"/> |
| <u>Production, Transportation, and Material Moving Occupations</u> 51-0000 + 53-0000 | 35 | <input type="text" value="35"/> | <input type="text"/> |
| Total | | 511 | 232 |
| Total from prior year | | 574 | 235 |

Institution: University of Colorado Denver/Anschutz Medical Campus (126562)

User ID: P1265625

Part C - Full-time Summary**Summary of Full-time Non-medical School Staff**

As of November 1, 2020

- Data will not be generated on this screen until the relevant screens in the previous section have been completed.

| Occupational category | | With Faculty Status | | | | | Without Faculty Status | Total | |
|---|--------------------------------|---------------------|-----------------|---------------------|-----------------|---------------------------|------------------------|-------|---|
| | | Tenured | On Tenure Track | Not on Tenure Track | | | | | |
| | | | | Multi-year | Annual contract | Less-than-annual contract | | | Indefinite duration (continuing or at-will) |
| Primarily Instruction | | 0 | 0 | 0 | 243 | 5 | 130 | 0 | 378 |
| | Exclusively credit | | | | 243 | 5 | 130 | | 378 |
| | Exclusively not-for-credit | | | | | | | | 0 |
| | Combined credit/not-for-credit | | | | | | | | 0 |
| Instruction/research/public service staff | | 341 | 182 | | | | 19 | | 542 |
| Research staff | | | | | | | 159 | | 159 |
| Public Service staff | | | | | | | 37 | | 37 |
| Archivists, Curators, and Museum Technicians 25-4010 | | | | | | | | | 0 |
| Librarians and Media Collections Specialists 25-4020 | | 2 | 9 | | | | 22 | 1 | 34 |
| Library Technicians 25-4030 | | | | | | | | 10 | 10 |
| Student and Academic Affairs and Other Education Services Occupations 25-2000 + 25-3000 + 25-9000 | | | | | | | | 218 | 218 |
| Management Occupations 11-0000 | | 32 | 11 | | | | 59 | 603 | 705 |

| | | | | | | | | |
|--|--|--|--|--|--|--|-----|--------------|
| Business and Financial Operations Occupations 13-0000 | | | | | | | 315 | 315 |
| Computer, Engineering, and Science Occupations 15-0000 + 17-0000 + 19-0000 | | | | | | | 421 | 421 |
| Community, Social Service, Legal, Arts, Design, Entertainment, Sports, and Media Occupations 21-0000 + 23-0000 + 27-0000 | | | | | | | 99 | 99 |
| Healthcare Practitioners and Technical Occupations 29-0000 | | | | | | | 56 | 56 |
| Service Occupations 31-0000 + 33-0000 + 35-0000 + 37-0000 + 39-0000 | | | | | | | | 122 |
| Sales and Related Occupations 41-0000 | | | | | | | | |
| Office and Administrative Support Occupations 43-0000 | | | | | | | | 230 |
| Natural Resources, Construction, and Maintenance Occupations 45-0000 + 47-0000 + 49-0000 | | | | | | | | 124 |
| Production, Transportation, and Material Moving Occupations 51-0000 + 53-0000 | | | | | | | | 35 |
| Total | | | | | | | | 3,485 |

Institution: University of Colorado Denver/Anschutz Medical Campus (126562)

User ID: P1265625

Part C - Full-time Summary Medical school staff**Summary of Full-time Medical School Staff**

As of November 1, 2020

- Data will not be generated on this screen until the relevant screens in the previous section have been completed.

| Occupational category | | With Faculty Status | | | | | Without Faculty Status | Total | |
|---|--------------------------------|---------------------|-----------------|---------------------|-----------------|---------------------------|------------------------|-------|---|
| | | Tenured | On Tenure Track | Not on Tenure Track | | | | | |
| | | | | Multi-year | Annual contract | Less-than-annual contract | | | Indefinite duration (continuing or at-will) |
| Primarily Instruction | | 0 | 0 | 0 | 0 | 0 | 1,536 | 0 | 1,536 |
| | Exclusively credit | | | | | | 1,536 | | 1,536 |
| | Exclusively not-for-credit | | | | | | | | 0 |
| | Combined credit/not-for-credit | | | | | | | | 0 |
| Instruction/research/public service staff | | 247 | 1,902 | | | | 5 | | 2,154 |
| Research staff | | | | | | | 662 | | 662 |
| Public Service staff | | | | | | | 101 | | 101 |
| Archivists, Curators, and Museum Technicians 25-4010 | | | | | | | | | 0 |
| Librarians and Media Collections Specialists 25-4020 | | | | | | | | | 0 |
| Library Technicians 25-4030 | | | | | | | | | 0 |
| Student and Academic Affairs and Other Education Services Occupations 25-2000 + 25-3000 + 25-9000 | | | | | | | | 119 | 119 |
| Management Occupations 11-0000 | | 5 | 10 | | | | 2 | 320 | 337 |

| | | | | | | | | |
|--|--|--|--|--|--|--|-------|--------------|
| Business and Financial Operations Occupations 13-0000 | | | | | | | 381 | 381 |
| Computer, Engineering, and Science Occupations 15-0000 + 17-0000 + 19-0000 | | | | | | | 1,245 | 1,245 |
| Community, Social Service, Legal, Arts, Design, Entertainment, Sports, and Media Occupations 21-0000 + 23-0000 + 27-0000 | | | | | | | 43 | 43 |
| Healthcare Practitioners and Technical Occupations 29-0000 | | | | | | | 1,454 | 1,454 |
| Service Occupations 31-0000 + 33-0000 + 35-0000 + 37-0000 + 39-0000 | | | | | | | | 29 |
| Sales and Related Occupations 41-0000 | | | | | | | | |
| Office and Administrative Support Occupations 43-0000 | | | | | | | | 202 |
| Natural Resources, Construction, and Maintenance Occupations 45-0000 + 47-0000 + 49-0000 | | | | | | | | 1 |
| Production, Transportation, and Material Moving Occupations 51-0000 + 53-0000 | | | | | | | | |
| Total | | | | | | | | 8,264 |

Institution: University of Colorado Denver/Anschutz Medical Campus (126562)

User ID: P1265625

Part G1 - Salaries Worksheet

Number of Full-time Non-medical School Instructional Staff For Calculation of Total Number of Months

Annual Salary, 2020-21

- Report the number of instructional staff based on the number of months to be worked
- Months reported should correspond with the number of months that staff worked (which may differ from the number of months over which they are paid)
- Include ONLY full-time, non-medical school instructional staff
- Include instructional staff *with* faculty status and *without* faculty status
- Include instructional staff regardless of tenure status

Men

| Gender and academic rank | i Months worked | | | | | Total Staff | i Total staff for salary reporting |
|--------------------------|-----------------|-----------|-----------|------------|------------|-------------|------------------------------------|
| | 12 months | 11 months | 10 months | 9 months | < 9 months | | |
| Professors | 38 | 0 | 0 | 67 | 5 | 110 | 105 |
| Associate professors | 37 | 0 | 0 | 121 | 3 | 161 | 158 |
| Assistant professors | 33 | 0 | 1 | 63 | 0 | 97 | 97 |
| Instructors | 9 | 0 | 0 | 82 | 3 | 94 | 91 |
| Lecturers | | | | | | 0 | 0 |
| No academic rank | | | | | | 0 | 0 |
| Total men | 117 | 0 | 1 | 333 | 11 | 462 | 451 |

Women

| Gender and academic rank | i Months worked | | | | | Total Staff | i Total staff for salary reporting |
|--------------------------|-----------------|-----------|-----------|----------|------------|-------------|------------------------------------|
| | 12 months | 11 months | 10 months | 9 months | < 9 months | | |
| Professors | 40 | 0 | 0 | 38 | 1 | 79 | 78 |
| Associate professors | 48 | 0 | 0 | 73 | 2 | 123 | 121 |

| | | | | | | | |
|----------------------|---------------------------------|--------------------------------|--------------------------------|---------------------------------|--------------------------------|------------|------------|
| Assistant professors | <input type="text" value="74"/> | <input type="text" value="0"/> | <input type="text" value="1"/> | <input type="text" value="74"/> | <input type="text" value="1"/> | 150 | 149 |
| Instructors | <input type="text" value="37"/> | <input type="text" value="0"/> | <input type="text" value="1"/> | <input type="text" value="67"/> | <input type="text" value="1"/> | 106 | 105 |
| Lecturers | <input type="text"/> | <input type="text"/> | <input type="text"/> | <input type="text"/> | <input type="text"/> | 0 | 0 |
| No academic rank | <input type="text"/> | <input type="text"/> | <input type="text"/> | <input type="text"/> | <input type="text"/> | 0 | 0 |
| Total women | 199 | 0 | 2 | 252 | 5 | 458 | 453 |

| | | | | | | | |
|--|------------|----------|----------|------------|-----------|------------|------------|
| Total (men+women) | 316 | 0 | 3 | 585 | 16 | 920 | 904 |
| Total (men+women) full-time non-medical school instructional staff from Part A | | | | | | 920 | |

Institution: University of Colorado Denver/Anschutz Medical Campus (126562)

User ID: P1265625

Part G2 - Salary Outlays for Instructional Staff**Salary Outlays for Full-time Non-medical School Instructional Staff**

Annual Salary Outlays, 2020-21

- Report the TOTAL ANNUAL salary outlays for the full-time Non-medical School instructional staff reported in the 12 months, 11 months, 10 months, and 9 months columns on the previous screen, Part G1 – Salaries Worksheet
- Using the TOTAL ANNUAL salary outlays data provided, the system will calculate the Equated 9 months by academic rank and gender.

Men

| Gender and academic rank | Total staff for salary reporting (from Part G, screen 1) | Salary Outlays | | | | |
|--------------------------|---|-------------------|-----------|---------------|-------------------|-------------------|
| | | 12 months | 11 months | 10 months | 9 months | Equated 9 months |
| Professors | 105 | 7,931,376 | 0 | 0 | 7,682,188 | 13,630,720 |
| Associate professors | 158 | 5,651,919 | 0 | 0 | 10,981,752 | 15,220,691 |
| Assistant professors | 97 | 4,479,521 | 0 | 76,320 | 5,185,183 | 8,613,512 |
| Instructors | 91 | 794,226 | 0 | 0 | 5,333,883 | 5,929,553 |
| Lecturers | 0 | | | | | 0 |
| No academic rank | 0 | | | | | 0 |
| Total men | 451 | 18,857,042 | 0 | 76,320 | 29,183,006 | 43,394,476 |

Women

| Gender and academic rank | Total staff for salary reporting (from Part G, screen 1) | Salary Outlays | | | | |
|--------------------------|---|----------------|-----------|-----------|-----------|------------------|
| | | 12 months | 11 months | 10 months | 9 months | Equated 9 months |
| Professors | 78 | 7,251,460 | 0 | 0 | 4,174,518 | 9,613,113 |
| Associate professors | 121 | 6,670,839 | 0 | 0 | 6,723,398 | 11,726,527 |
| Assistant professors | 149 | 8,548,912 | 0 | 74,412 | 5,905,759 | 12,384,414 |
| Instructors | 105 | 3,452,211 | 0 | 66,895 | 4,160,841 | 6,810,205 |

| | | | | | | |
|----------------------------|------------|----------------------|----------------------|----------------------|----------------------|-------------------|
| Lecturers | 0 | <input type="text"/> | <input type="text"/> | <input type="text"/> | <input type="text"/> | 0 |
| No academic rank | 0 | <input type="text"/> | <input type="text"/> | <input type="text"/> | <input type="text"/> | 0 |
| Total women | 453 | 25,923,422 | 0 | 141,307 | 20,964,516 | 40,534,259 |
| | | | | | | |
| Total (men + women) | 904 | 44,780,464 | 0 | 217,627 | 50,147,522 | 83,928,734 |

Institution: University of Colorado Denver/Anschutz Medical Campus (126562)

User ID: P1265625

Part G3 - Average Salaries for Instructional Staff by Academic Rank**Average Salary by academic rank for Full-time Non-medical School Instructional Staff**

Annual Average Salaries, 2020-21

Men

| Gender and academic rank | Total staff for salary reporting (from Part G, screen 1) | Annual Average Salaries | | | | |
|--------------------------|---|-------------------------|-----------|---------------|----------------|--|
| | | 12 months | 11 months | 10 months | 9 months |  Equated 9 months |
| Professors | 105 | 208,720 | | | 114,660 | 129,816 |
| Associate professors | 158 | 152,755 | | | 90,758 | 96,333 |
| Assistant professors | 97 | 135,743 | | 76,320 | 82,304 | 88,799 |
| Instructors | 91 | 88,247 | | | 65,047 | 65,160 |
| Lecturers | 0 | | | | | |
| No academic rank | 0 | | | | | |
| Total men | 451 | 161,171 | | 76,320 | 87,637 | 96,218 |

Women

| Gender and academic rank | Total staff for salary reporting (from Part G, screen 1) | Annual Average Salaries | | | | |
|--------------------------|---|-------------------------|-----------|---------------|----------------|--|
| | | 12 months | 11 months | 10 months | 9 months |  Equated 9 months |
| Professors | 78 | 181,287 | | | 109,856 | 123,245 |
| Associate professors | 121 | 138,976 | | | 92,101 | 96,913 |
| Assistant professors | 149 | 115,526 | | 74,412 | 79,808 | 83,117 |
| Instructors | 105 | 93,303 | | 66,895 | 62,102 | 64,859 |
| Lecturers | 0 | | | | | |
| No academic rank | 0 | | | | | |
| Total women | 453 | 130,268 | | 70,654 | 83,193 | 89,480 |



| | | | | | | |
|-------------------|-----|---------|--|--------|--------|--------|
| Total (men+women) | 904 | 141,710 | | 72,542 | 85,722 | 92,842 |
|-------------------|-----|---------|--|--------|--------|--------|

Institution: University of Colorado Denver/Anschutz Medical Campus (126562)

User ID: P1265625

Part G4 - Salary Outlays for Non-instructional Staff**Salary Outlays for Full-time Non-medical School Non-instructional Staff**

Annual Salary Outlays, 2020-21

| Occupational category |  Number of full-time staff (carried forward from the Part B - FT, non-instructional staff screens) |  Total annual salary outlays |
|--|--|---|
| <u>Research staff</u> | 159 | 12,273,052 |
| <u>Public Service staff</u> | 37 | 3,404,576 |
| <u>Library and Student and Academic Affairs and Other Education Services Occupations</u> 25-4000 + 25-2000 + 25-3000 + 25-9000 | 262 | 14,814,371 |
| <u>Management Occupations</u> 11-0000 | 705 | 77,308,036 |
| <u>Business and Financial Operations Occupations</u> 13-0000 | 315 | 19,665,638 |
| <u>Computer, Engineering, and Science Occupations</u> 15-0000 + 17-0000 + 19-0000 | 421 | 28,111,086 |
| <u>Community, Social Service, Legal, Arts, Design, Entertainment, Sports, and Media Occupations</u> 21-0000 + 23-0000 + 27-0000 | 99 | 5,545,428 |
| <u>Healthcare Practitioners and Technical Occupations</u> 29-0000 | 56 | 2,847,660 |
| <u>Service Occupations</u> 31-0000 + 33-0000 + 35-0000 + 37-0000 + 39-0000 | 122 | 6,162,270 |
| <u>Sales and Related Occupations</u> 41-0000 | | |
| <u>Office and Administrative Support Occupations</u> 43-0000 | 230 | 11,688,817 |

| | | |
|--|-----|-----------|
| <u>Natural Resources, Construction, and Maintenance Occupations</u> 45-0000 + 47-0000 + 49-0000 | 124 | 6,988,471 |
| <u>Production, Transportation, and Material Moving Occupations</u> 51-0000 + 53-0000 | 35 | 1,595,477 |

Institution: University of Colorado Denver/Anschutz Medical Campus (126562)

User ID: P1265625

Part D - Part-time Staff by Occupational Category**Number of Part-time Staff by Occupational Category**

As of November 1, 2020

- Report Hispanic/Latino individuals of any race as Hispanic/Latino
- Report race for non-Hispanic/Latino individuals only
- Include both medical school and non-medical school staff

Men

| Race/ethnicity | <u>Instructional staff</u> | <u>Research staff</u> | <u>Public Service staff</u> |
|--|----------------------------|-----------------------|-----------------------------|
| <u>Nonresident alien</u> | 8 | | |
| <u>Hispanic/Latino</u> | 16 | | |
| <u>American Indian or Alaska Native</u> | 2 | | |
| <u>Asian</u> | 18 | | |
| <u>Black or African American</u> | 6 | | |
| <u>Native Hawaiian or Other Pacific Islander</u> | | | |
| <u>White</u> | 206 | 14 | |
| Two or more races | 1 | | |
| <u>Race and ethnicity unknown</u> | 70 | 4 | |
| Total men | 327 | 18 | 0 |

Women

| Race/ethnicity | <u>Instructional staff</u> | <u>Research staff</u> | <u>Public Service staff</u> |
|----------------------------------|----------------------------|-----------------------|-----------------------------|
| Nonresident alien | 1 | | |
| Hispanic/Latino | 17 | 1 | |
| American Indian or Alaska Native | 4 | | |
| Asian | 24 | 1 | |

| | | | |
|---|----------------------------------|--------------------------------|----------------------|
| Black or African American | <input type="text" value="11"/> | <input type="text"/> | <input type="text"/> |
| Native Hawaiian or Other Pacific Islander | <input type="text"/> | <input type="text"/> | <input type="text"/> |
| White | <input type="text" value="334"/> | <input type="text" value="8"/> | <input type="text"/> |
| Two or more races | <input type="text" value="1"/> | <input type="text"/> | <input type="text"/> |
| Race and ethnicity unknown | <input type="text" value="90"/> | <input type="text" value="5"/> | <input type="text"/> |
| Total women | 482 | 15 | 0 |

| | | | |
|--------------------------|------------|-----------|----------|
| Total (men+women) | 809 | 33 | 0 |
| Total from prior year | 869 | 26 | |

Institution: University of Colorado Denver/Anschutz Medical Campus (126562)

User ID: P1265625

Part D - Part-time Staff by Occupational Category**Number of Part-time Staff by Occupational Category**

As of November 1, 2020

- Report Hispanic/Latino individuals of any race as Hispanic/Latino
- Report race for non-Hispanic/Latino individuals only
- Include both medical school and non-medical school staff

Men

| Race/ethnicity | <u>Archivists, Curators, and Museum Technicians</u> 25-4010 | <u>Librarians and Media Collections Specialists</u> 25-4020 | <u>Library Technicians</u> 25-4030 | <u>Student and Academic Affairs and Other Education Services Occupations</u> 25-2000 + 25-3000 + 25-9000 | <u>Library and Student and Academic Affairs and Other Education Services Occupations</u> |
|--|--|--|---|---|--|
| <u>Nonresident alien</u> | <input type="text"/> | <input type="text"/> | <input type="text"/> | <input type="text"/> | 0 |
| <u>Hispanic/Latino</u> | <input type="text"/> | <input type="text"/> | <input type="text"/> | <input type="text"/> | 0 |
| <u>American Indian or Alaska Native</u> | <input type="text"/> | <input type="text"/> | <input type="text"/> | <input type="text"/> | 0 |
| <u>Asian</u> | <input type="text"/> | <input type="text"/> | <input type="text"/> | <input type="text"/> | 0 |
| <u>Black or African American</u> | <input type="text"/> | <input type="text"/> | <input type="text"/> | <input type="text" value="1"/> | 1 |
| <u>Native Hawaiian or Other Pacific Islander</u> | <input type="text"/> | <input type="text"/> | <input type="text"/> | <input type="text"/> | 0 |
| <u>White</u> | <input type="text"/> | <input type="text"/> | <input type="text"/> | <input type="text"/> | 0 |
| Two or more races | <input type="text"/> | <input type="text"/> | <input type="text"/> | <input type="text"/> | 0 |
| <u>Race and ethnicity unknown</u> | <input type="text"/> | <input type="text"/> | <input type="text"/> | <input type="text"/> | 0 |
| Total men | 0 | 0 | 0 | 1 | 1 |

Women

| Race/ethnicity | <u>Archivists, Curators, and Museum Technicians</u> 25-4010 | <u>Librarians and Media Collections Specialists</u> 25-4020 | <u>Library Technicians</u> 25-4030 | <u>Student and Academic Affairs and Other Education Services Occupations</u> 25-2000 + 25-3000 + 25-9000 | <u>Library and Student and Academic Affairs and Other Education Services Occupations</u> |
|---|--|--|---|---|--|
| Nonresident alien | <input type="text"/> | <input type="text"/> | <input type="text"/> | <input type="text"/> | 0 |
| Hispanic/Latino | <input type="text"/> | <input type="text"/> | <input type="text"/> | <input type="text"/> | 0 |
| American Indian or Alaska Native | <input type="text"/> | <input type="text"/> | <input type="text"/> | <input type="text"/> | 0 |
| Asian | <input type="text"/> | <input type="text"/> | <input type="text"/> | <input type="text"/> | 0 |
| Black or African American | <input type="text"/> | <input type="text"/> | <input type="text"/> | <input type="text"/> | 0 |
| Native Hawaiian or Other Pacific Islander | <input type="text"/> | <input type="text"/> | <input type="text"/> | <input type="text"/> | 0 |
| White | <input type="text"/> | <input type="text"/> | <input type="text"/> | <input type="text" value="2"/> | 2 |
| Two or more races | <input type="text"/> | <input type="text"/> | <input type="text"/> | <input type="text"/> | 0 |
| Race and ethnicity unknown | <input type="text"/> | <input type="text"/> | <input type="text"/> | <input type="text"/> | 0 |
| Total women | 0 | 0 | 0 | 2 | 2 |

| | | | | | |
|------------------------------|------------------------------------|---|---|---|---|
| Total (men+women) | <input checked="" type="radio"/> 0 | 0 | 0 | 3 | 3 |
| Total from prior year | 1 | | | 4 | 5 |

Institution: University of Colorado Denver/Anschutz Medical Campus (126562)

User ID: P1265625

Part D - Part-time Staff by Occupational Category**Number of Part-time Staff**

As of November 1, 2020

- Report Hispanic/Latino individuals of any race as Hispanic/Latino
- Report race for non-Hispanic/Latino individuals only
- Include both medical school and non-medical school staff

Men

| Race/ethnicity | <u>Management Occupations</u> 11-0000 | <u>Business and Financial Operations Occupations</u> 13-0000 | <u>Computer, Engineering, and Science Occupations</u> 15-0000 + 17-0000 + 19-0000 | <u>Community, Social Service, Legal, Arts, Design, Entertainment, Sports, and Media Occupations</u> 21-0000 + 23-0000 + 27-0000 | <u>Healthcare Practitioners and Technical Occupations</u> 29-0000 |
|--|--|---|--|--|--|
| <u>Nonresident alien</u> | <input type="text"/> | <input type="text"/> | <input type="text"/> | <input type="text"/> | <input type="text"/> |
| <u>Hispanic/Latino</u> | <input type="text"/> | <input type="text" value="2"/> | <input type="text" value="1"/> | <input type="text" value="3"/> | <input type="text"/> |
| <u>American Indian or Alaska Native</u> | <input type="text"/> | <input type="text"/> | <input type="text"/> | <input type="text"/> | <input type="text"/> |
| <u>Asian</u> | <input type="text"/> | <input type="text"/> | <input type="text"/> | <input type="text"/> | <input type="text"/> |
| <u>Black or African American</u> | <input type="text"/> | <input type="text"/> | <input type="text"/> | <input type="text" value="3"/> | <input type="text"/> |
| <u>Native Hawaiian or Other Pacific Islander</u> | <input type="text"/> | <input type="text"/> | <input type="text"/> | <input type="text"/> | <input type="text"/> |
| <u>White</u> | <input type="text" value="1"/> | <input type="text" value="11"/> | <input type="text" value="8"/> | <input type="text" value="4"/> | <input type="text" value="1"/> |
| Two or more races | <input type="text"/> | <input type="text"/> | <input type="text"/> | <input type="text"/> | <input type="text"/> |
| <u>Race and ethnicity unknown</u> | <input type="text"/> | <input type="text"/> | <input type="text" value="3"/> | <input type="text" value="1"/> | <input type="text" value="3"/> |
| Total men | 1 | 13 | 12 | 11 | 4 |

Women

| | | | | | |
|--|--|--|-----------------------|--|--|
| | | | Computer, Engineering | | |
|--|--|--|-----------------------|--|--|

| Race/ethnicity | <u>Management Occupations</u> 11-0000 | <u>Business and Financial Operations Occupations</u> 13-0000 | <u>Computer, Engineering, and Science Occupations</u> 15-0000 + 17-0000 + 19-0000 | <u>Community, Social Service, Legal, Arts, Design, Entertainment, Sports, and Media Occupations</u> 21-0000 + 23-0000 + 27-0000 | <u>Healthcare Practitioners and Technical Occupations</u> 29-0000 |
|---|--|---|---|--|--|
| Nonresident alien | <input type="text"/> | <input type="text"/> | <input type="text" value="1"/> | <input type="text"/> | <input type="text"/> |
| Hispanic/Latino | <input type="text"/> | <input type="text" value="3"/> | <input type="text" value="3"/> | <input type="text"/> | <input type="text" value="1"/> |
| American Indian or Alaska Native | <input type="text"/> | <input type="text"/> | <input type="text"/> | <input type="text"/> | <input type="text"/> |
| Asian | <input type="text" value="1"/> | <input type="text" value="1"/> | <input type="text" value="5"/> | <input type="text"/> | <input type="text"/> |
| Black or African American | <input type="text" value="1"/> | <input type="text" value="1"/> | <input type="text"/> | <input type="text" value="2"/> | <input type="text" value="1"/> |
| Native Hawaiian or Other Pacific Islander | <input type="text"/> | <input type="text"/> | <input type="text"/> | <input type="text"/> | <input type="text"/> |
| White | <input type="text" value="4"/> | <input type="text" value="27"/> | <input type="text" value="27"/> | <input type="text" value="4"/> | <input type="text" value="19"/> |
| Two or more races | <input type="text"/> | <input type="text"/> | <input type="text"/> | <input type="text" value="1"/> | <input type="text"/> |
| Race and ethnicity unknown | <input type="text"/> | <input type="text"/> | <input type="text" value="7"/> | <input type="text"/> | <input type="text" value="10"/> |
| Total women | 6 | 32 | 43 | 7 | 31 |
| Total (men+women) | 7 | 45 | 55 | 18 | 35 |
| Total from prior year | 10 | 50 | 66 | 18 | 40 |

Institution: University of Colorado Denver/Anschutz Medical Campus (126562)

User ID: P1265625

Part D - Part-time Staff by Occupational Category**Number of Part-time Staff**

As of November 1, 2020

- Report Hispanic/Latino individuals of any race as Hispanic/Latino
- Report race for non-Hispanic/Latino individuals only
- Include both medical school and non-medical school staff

Men

| Race/ethnicity | <u>Service Occupations</u> 31-0000 + 33-0000 + 35-0000 + 37-0000 + 39-0000 | <u>Sales and Related Occupations</u> 41-0000 | <u>Office and Administrative Support Occupations</u> 43-0000 | <u>Natural Resources, Construction, and Maintenance Occupations</u> 45-0000 + 47-0000 + 49-0000 | <u>Production, Transportation, and Material Moving Occupations</u> 51-0000 + 53-0000 | Grand Total (All part- time staff) |
|--|---|---|---|---|---|--|
| <u>Nonresident alien</u> | <input type="text"/> | <input type="text"/> | <input type="text"/> | <input type="text"/> | <input type="text"/> | 8 |
| <u>Hispanic/Latino</u> | <input type="text"/> | <input type="text"/> | <input type="text" value="2"/> | <input type="text"/> | <input type="text"/> | 24 |
| <u>American Indian or Alaska Native</u> | <input type="text"/> | <input type="text"/> | <input type="text"/> | <input type="text"/> | <input type="text"/> | 2 |
| <u>Asian</u> | <input type="text"/> | <input type="text"/> | <input type="text"/> | <input type="text"/> | <input type="text"/> | 18 |
| <u>Black or African American</u> | <input type="text" value="3"/> | <input type="text"/> | <input type="text"/> | <input type="text"/> | <input type="text"/> | 13 |
| <u>Native Hawaiian or Other Pacific Islander</u> | <input type="text"/> | <input type="text"/> | <input type="text"/> | <input type="text"/> | <input type="text"/> | 0 |
| <u>White</u> | <input type="text" value="6"/> | <input type="text"/> | <input type="text"/> | <input type="text"/> | <input type="text"/> | 251 |
| Two or more races | <input type="text"/> | <input type="text"/> | <input type="text"/> | <input type="text"/> | <input type="text"/> | 1 |
| <u>Race and ethnicity unknown</u> | <input type="text" value="3"/> | <input type="text"/> | <input type="text" value="2"/> | <input type="text"/> | <input type="text"/> | 86 |
| Total men | 12 | 0 | 4 | 0 | 0 | 403 |

Women

| Race/ethnicity | <u>Service Occupations</u> 31-0000 + 33-0000 + 35-0000 + 37-0000 + 39-0000 | <u>Sales and Related</u> <u>Occupations</u> 41-0000 | <u>Office and Administrative</u> <u>Support Occupations</u> 43-0000 | <u>Natural Resources, Construction, and</u> <u>Maintenance Occupations</u> 45-0000 + 47-0000 + 49-0000 | <u>Production, Transportation,</u> <u>and Material Moving</u> <u>Occupations</u> 51-0000 + 53-0000 | Grand Total (All part-time staff) |
|---|---|---|---|---|---|--------------------------------------|
| Nonresident alien | <input type="text"/> | <input type="text"/> | <input type="text"/> | <input type="text"/> | <input type="text"/> | 2 |
| Hispanic/Latino | <input type="text" value="1"/> | <input type="text"/> | <input type="text" value="2"/> | <input type="text"/> | <input type="text"/> | 28 |
| American Indian or Alaska Native | <input type="text" value="1"/> | <input type="text"/> | <input type="text"/> | <input type="text"/> | <input type="text"/> | 5 |
| Asian | <input type="text"/> | <input type="text"/> | <input type="text"/> | <input type="text"/> | <input type="text"/> | 32 |
| Black or African American | <input type="text" value="2"/> | <input type="text"/> | <input type="text"/> | <input type="text"/> | <input type="text"/> | 18 |
| Native Hawaiian or Other Pacific Islander | <input type="text"/> | <input type="text"/> | <input type="text"/> | <input type="text"/> | <input type="text"/> | 0 |
| White | <input type="text" value="11"/> | <input type="text"/> | <input type="text" value="5"/> | <input type="text"/> | <input type="text"/> | 441 |
| Two or more races | <input type="text"/> | <input type="text"/> | <input type="text"/> | <input type="text"/> | <input type="text"/> | 2 |
| Race and ethnicity unknown | <input type="text" value="19"/> | <input type="text"/> | <input type="text" value="2"/> | <input type="text"/> | <input type="text"/> | 133 |
| Total women | 34 | 0 | 9 | 0 | 0 | 661 |

| | | | | | | |
|--------------------------|--|---|----|---------------------------------------|---|---|
| Total (men+women) | <input checked="" type="checkbox"/> 46 | 0 | 13 | <input checked="" type="checkbox"/> 0 | 0 | <input checked="" type="checkbox"/> 1,064 |
| Total from prior year | 83 | | 17 | 1 | | 1,185 |

Institution: University of Colorado Denver/Anschutz Medical Campus (126562)

User ID: P1265625

Part D - Graduate assistants**Number of Graduate Assistants**

As of November 1, 2020

- Report Hispanic/Latino individuals of any race as Hispanic/Latino
- Report race for non-Hispanic/Latino individuals only

Men

| Race/ethnicity | <u>Teaching</u> 25-9044 | <u>Research</u> | <u>Other</u> 11-0000, 13-0000, 15-0000, 17-0000, 19-0000, 21-0000, 23-0000, 27-0000, 25-4000, 25-4010, 25-4020, 25-4030, 25-2000, 25-3000, 25-9000, 29-0000 | Total |
|--|----------------------------|-----------------|---|------------|
| <u>Nonresident alien</u> | 12 | 17 | 13 | 42 |
| <u>Hispanic/Latino</u> | 7 | 14 | 3 | 24 |
| <u>American Indian or Alaska Native</u> | | 1 | | 1 |
| <u>Asian</u> | 9 | 16 | 2 | 27 |
| <u>Black or African American</u> | 2 | 4 | 2 | 8 |
| <u>Native Hawaiian or Other Pacific Islander</u> | 1 | 1 | | 2 |
| <u>White</u> | 71 | 131 | 24 | 226 |
| Two or more races | | 2 | 1 | 3 |
| <u>Race and ethnicity unknown</u> | 16 | 23 | 13 | 52 |
| Total men | 118 | 209 | 58 | 385 |

Women

| Race/ethnicity | <u>Teaching</u> 25-9044 | <u>Research</u> | <u>Other</u> 11-0000, 13-0000, 15-0000, 17-0000, 19-0000, 21-0000, 23-0000, 27-0000, 25-4000, 25-4010, 25-4020, 25-4030, 25-2000, 25-3000, 25-9000, 29-0000 | Total |
|---|----------------------------|-----------------|---|------------|
| Nonresident alien | 21 | 28 | 20 | 69 |
| Hispanic/Latino | 14 | 29 | 3 | 46 |
| American Indian or Alaska Native | 1 | 3 | 1 | 5 |
| Asian | 12 | 22 | 6 | 40 |
| Black or African American | 6 | 5 | 5 | 16 |
| Native Hawaiian or Other Pacific Islander | 1 | | | 1 |
| White | 112 | 177 | 30 | 319 |
| Two or more races | 2 | 1 | | 3 |
| Race and ethnicity unknown | 46 | 38 | 14 | 98 |
| Total women | 215 | 303 | 79 | 597 |
| Total (men+women) | 333 | 512 | 137 | 982 |
| Total from prior year | 332 | 494 | 146 | 972 |

Institution: University of Colorado Denver/Anschutz Medical Campus (126562)



User ID: P1265625

Part E - Part-time Staff by Occupational Category and Tenure Status

Number of **Part-time Staff**

As of November 1, 2020

Non-medical school staff

| Occupational category | | With <u>Faculty Status</u> | | | | | | Without Faculty Status | Total |
|---|--|--------------------------------|--------------------------------|----------------------------|--------------------------------|----------------------------------|---|------------------------|-------|
| | | <u>Tenured</u> | <u>On Tenure Track</u> | <u>Not on Tenure Track</u> | | | | | |
| | | | | <u>Multi-year</u> | <u>Annual contract</u> | <u>Less-than-annual contract</u> | <u>Indefinite duration (continuing or at-will).</u> | | |
| <u>Primarily Instruction</u> | | 0 | 0 | 0 | 7 | 417 | 79 | 0 | 503 |
| |  Exclusively credit | <input type="text"/> | <input type="text"/> | <input type="text"/> | <input type="text"/> | <input type="text"/> | <input type="text"/> | <input type="text"/> | 0 |
| |  Exclusively not-for-credit | <input type="text"/> | <input type="text"/> | <input type="text"/> | <input type="text"/> | <input type="text"/> | <input type="text"/> | <input type="text"/> | 0 |
| | Combined credit/not-for-credit | <input type="text"/> | <input type="text"/> | <input type="text"/> | <input type="text" value="7"/> | <input type="text" value="417"/> | <input type="text" value="79"/> | <input type="text"/> | 503 |
| <u>Instruction/research/public service staff</u> | | <input type="text" value="2"/> | <input type="text" value="3"/> | <input type="text"/> | <input type="text" value="2"/> | <input type="text"/> | <input type="text" value="27"/> | <input type="text"/> | 34 |
| <u>Research staff</u> | | <input type="text"/> | <input type="text"/> | <input type="text"/> | <input type="text"/> | <input type="text"/> | <input type="text" value="19"/> | <input type="text"/> | 19 |
| <u>Public Service staff</u> | | <input type="text"/> | <input type="text"/> | <input type="text"/> | <input type="text"/> | <input type="text"/> | <input type="text"/> | <input type="text"/> | 0 |
| <u>Archivists, Curators, and Museum Technicians</u> <u>25-4010</u> | | <input type="text"/> | <input type="text"/> | <input type="text"/> | <input type="text"/> | <input type="text"/> | <input type="text"/> | <input type="text"/> | 0 |
| <u>Librarians and Media Collections Specialists</u> <u>25-4020</u> | | <input type="text"/> | <input type="text"/> | <input type="text"/> | <input type="text"/> | <input type="text"/> | <input type="text"/> | <input type="text"/> | 0 |
| <u>Library Technicians</u> <u>25-4030</u> | | <input type="text"/> | <input type="text"/> | <input type="text"/> | <input type="text"/> | <input type="text"/> | <input type="text"/> | <input type="text"/> | 0 |

| | | | | | | | | |
|--|----------------------|----------------------|----------------------|----------------------|----------------------|--------------------------------|---------------------------------|------------|
| i <u>Student and Academic Affairs and Other Education Services Occupations</u> 25-2000 + 25-3000 + 25-9000 | <input type="text"/> | <input type="text"/> | <input type="text"/> | <input type="text"/> | <input type="text"/> | <input type="text"/> | <input type="text" value="2"/> | 2 |
| <u>Management Occupations</u> 11-0000 | <input type="text"/> | <input type="text"/> | <input type="text"/> | <input type="text"/> | <input type="text"/> | <input type="text" value="2"/> | <input type="text" value="4"/> | 6 |
| <u>Business and Financial Operations Occupations</u> 13-0000 | <input type="text"/> | <input type="text"/> | <input type="text"/> | <input type="text"/> | <input type="text"/> | <input type="text"/> | <input type="text" value="23"/> | 23 |
| <u>Computer, Engineering, and Science Occupations</u> 15-0000 + 17-0000 + 19-0000 | <input type="text"/> | <input type="text"/> | <input type="text"/> | <input type="text"/> | <input type="text"/> | <input type="text"/> | <input type="text" value="6"/> | 6 |
| <u>Community, Social Service, Legal, Arts, Design, Entertainment, Sports, and Media Occupations</u> 21-0000 + 23-0000 + 27-0000 | <input type="text"/> | <input type="text"/> | <input type="text"/> | <input type="text"/> | <input type="text"/> | <input type="text"/> | <input type="text" value="4"/> | 4 |
| <u>Healthcare Practitioners and Technical Occupations</u> 29-0000 | <input type="text"/> | <input type="text"/> | <input type="text"/> | <input type="text"/> | <input type="text"/> | <input type="text"/> | <input type="text"/> | 0 |
| Total | 2 | 3 | 0 | 9 | 417 | 127 | 39 | 597 |
| Total from prior year | 1 | 3 | | 5 | 444 | 172 | 54 | 679 |

Medical school staff

| Occupational category | With <u>Faculty Status</u> | | | | | | Without Faculty Status | Total |
|-----------------------|----------------------------|------------------------|----------------------------|------------------------|----------------------------------|---|------------------------|-------|
| | <u>Tenured</u> | <u>On Tenure Track</u> | <u>Not on Tenure Track</u> | | | | | |
| | | | <u>Multi-year</u> | <u>Annual contract</u> | <u>Less-than-annual contract</u> | <u>Indefinite duration (continuing or at-will).</u> | | |
| Primarily Instruction | 0 | 0 | 0 | 0 | 0 | 11 | 0 | 11 |

| | | | | | | | | |
|--------------------|----------------------|----------------------|----------------------|----------------------|----------------------|----------------------|----------------------|----------|
| Exclusively credit | <input type="text"/> | <input type="text"/> | <input type="text"/> | <input type="text"/> | <input type="text"/> | <input type="text"/> | <input type="text"/> | 0 |
| | <input type="text"/> | <input type="text"/> | <input type="text"/> | <input type="text"/> | <input type="text"/> | <input type="text"/> | <input type="text"/> | |

| | | | | | | | | | |
|--|--|----------------------|----------------------|----------------------|----------------------|----------------------|----------------------|----------------------|------------|
| | Exclusively not-for-credit | <input type="text"/> | <input type="text"/> | <input type="text"/> | <input type="text"/> | <input type="text"/> | <input type="text"/> | <input type="text"/> | 0 |
| | Combined credit/not-for-credit | <input type="text"/> | <input type="text"/> | <input type="text"/> | <input type="text"/> | <input type="text"/> | 11 | <input type="text"/> | 11 |
| | Instruction/research/public service staff | <input type="text"/> | 40 | <input type="text"/> | <input type="text"/> | <input type="text"/> | 221 | <input type="text"/> | 261 |
| | Research staff | <input type="text"/> | <input type="text"/> | <input type="text"/> | <input type="text"/> | <input type="text"/> | 14 | <input type="text"/> | 14 |
| | Public Service staff | <input type="text"/> | <input type="text"/> | <input type="text"/> | <input type="text"/> | <input type="text"/> | <input type="text"/> | <input type="text"/> | 0 |
| | Archivists, Curators, and Museum Technicians 25-4010 | <input type="text"/> | <input type="text"/> | <input type="text"/> | <input type="text"/> | <input type="text"/> | <input type="text"/> | <input type="text"/> | 0 |
| | Librarians and Media Collections Specialists 25-4020 | <input type="text"/> | <input type="text"/> | <input type="text"/> | <input type="text"/> | <input type="text"/> | <input type="text"/> | <input type="text"/> | 0 |
| | Library Technicians 25-4030 | <input type="text"/> | <input type="text"/> | <input type="text"/> | <input type="text"/> | <input type="text"/> | <input type="text"/> | <input type="text"/> | 0 |
| | Student and Academic Affairs and Other Education Services Occupations 25-2000 + 25-3000 + 25-9000 | <input type="text"/> | <input type="text"/> | <input type="text"/> | <input type="text"/> | <input type="text"/> | <input type="text"/> | 1 | 1 |
| | Management Occupations 11-0000 | <input type="text"/> | <input type="text"/> | <input type="text"/> | <input type="text"/> | <input type="text"/> | <input type="text"/> | 1 | 1 |
| | Business and Financial Operations Occupations 13-0000 | <input type="text"/> | <input type="text"/> | <input type="text"/> | <input type="text"/> | <input type="text"/> | <input type="text"/> | 22 | 22 |
| | Computer, Engineering, and Science Occupations 15-0000 + 17-0000 + 19-0000 | <input type="text"/> | <input type="text"/> | <input type="text"/> | <input type="text"/> | <input type="text"/> | <input type="text"/> | 49 | 49 |

| | | | | | | | | | |
|--|----------------------|----------------------|----------------------|----------------------|----------------------|----------------------|----------------------|----|-----------|
| Community, Social Service, Legal, Arts, Design, Entertainment, Sports, and Media | <input type="text"/> | <input type="text"/> | <input type="text"/> | <input type="text"/> | <input type="text"/> | <input type="text"/> | <input type="text"/> | 14 | 14 |
|--|----------------------|----------------------|----------------------|----------------------|----------------------|----------------------|----------------------|----|-----------|

| | | | | | | | | |
|--|----------------------|----------------------|----------------------|----------------------|----------------------|----------------------|---------------------------------|------------|
| Occupations 21-0000 + 23-0000 + 27-0000 Healthcare Practitioners and Technical Occupations 29-0000 | <input type="text"/> | <input type="text"/> | <input type="text"/> | <input type="text"/> | <input type="text"/> | <input type="text"/> | <input type="text" value="35"/> | 35 |
| Total | 0 | 40 | 0 | 0 | 0 | 246 | 122 | 408 |
| Total from prior year | 0 | 36 | | 0 | 0 | 237 | 132 | 405 |

Institution: University of Colorado Denver/Anschutz Medical Campus (126562)

User ID: P1265625

Part E - Part-time Staff by Medical School Status**Number of Part-time Staff**

As of November 1, 2020

| Occupational category | Total (carried forward from Part D) | Non-medical school staff | Medical school staff |
|--|---|---------------------------------------|---------------------------------|
| <u>Service Occupations</u> 31-0000 + 33-0000 + 35-0000 + 37-0000 + 39-0000 | 46 | <input type="text" value="1"/> | <input type="text" value="45"/> |
| <u>Sales and Related Occupations</u> 41-0000 | 0 | <input type="text"/> | <input type="text"/> |
| <u>Office and Administrative Support Occupations</u> 43-0000 | 13 | <input type="text" value="6"/> | <input type="text" value="7"/> |
| <u>Natural Resources, Construction, and Maintenance Occupations</u> 45-0000 + 47-0000 + 49-0000 | 0 | <input type="text"/> | <input type="text"/> |
| <u>Production, Transportation, and Material Moving Occupations</u> 51-0000 + 53-0000 | 0 | <input type="text"/> | <input type="text"/> |
| Total | | <input checked="" type="checkbox"/> 7 | 52 |
| PY Total | | 43 | 58 |

| Occupational category | Total (carried forward from Part D) | Non-medical school staff | Medical school staff |
|----------------------------|---|----------------------------------|----------------------------------|
| Graduate Assistants | | | |
| <u>Teaching</u> 25-9044 | 333 | <input type="text" value="333"/> | <input type="text"/> |
| <u>Research</u> | 512 | <input type="text" value="304"/> | <input type="text" value="208"/> |

| | | | | |
|------------------------|---|-----|----------------|-------------|
| | <u>Other</u> 11-0000, 13-0000, 15-0000, 17-0000, 19-0000, 21-0000, 23-0000, 27-0000, 25-4000, 25-4010, 25-4020, 25-4030, 25-2000, 25-3000, 25-9000, 29-0000 | 137 | <div>137</div> | <div></div> |
| Total | | 982 | 774 | 208 |
| PY Graduate Assistants | | | 795 | 177 |

Institution: University of Colorado Denver/Anschutz Medical Campus (126562)

User ID: P1265625

Part F - Part-time Summary**Summary of Part-time Non-medical School Staff**

As of November 1, 2020

| Occupational category | | With Faculty Status | | | | | Without Faculty Status | Total | |
|---|--------------------------------|---------------------|-----------------|---------------------|-----------------|---------------------------|------------------------|-------|---|
| | | Tenured | On Tenure Track | Not on Tenure Track | | | | | |
| | | | | Multi-year | Annual contract | Less-than-annual contract | | | Indefinite duration (continuing or at-will) |
| Primarily Instruction | | 0 | 0 | 0 | 7 | 417 | 79 | 0 | 503 |
| | Exclusively credit | | | | | | | | 0 |
| | Exclusively not-for-credit | | | | | | | | 0 |
| | Combined credit/not-for-credit | | | | 7 | 417 | 79 | | 503 |
| Instruction/research/public service staff | | 2 | 3 | | 2 | | 27 | | 34 |
| Research staff | | | | | | | 19 | | 19 |
| Public Service staff | | | | | | | | | 0 |
| Archivists, Curators, and Museum Technicians 25-4010 | | | | | | | | | 0 |
| Librarians and Media Collections Specialists 25-4020 | | | | | | | | | 0 |
| Library Technicians 25-4030 | | | | | | | | | 0 |
| Student and Academic Affairs and Other Education Services Occupations 25-2000 + 25-3000 + 25-9000 | | | | | | | | 2 | 2 |
| Management Occupations 11-0000 | | | | | | | 2 | 4 | 6 |

| | | | | | | | | |
|--|--|--|--|--|--|--|----|--------------|
| Business and Financial Operations Occupations 13-0000 | | | | | | | 23 | 23 |
| Computer, Engineering, and Science Occupations 15-0000 + 17-0000 + 19-0000 | | | | | | | 6 | 6 |
| Community, Social Service, Legal, Arts, Design, Entertainment, Sports, and Media Occupations 21-0000 + 23-0000 + 27-0000 | | | | | | | 4 | 4 |
| Healthcare Practitioners and Technical Occupations 29-0000 | | | | | | | | 0 |
| Service Occupations 31-0000 + 33-0000 + 35-0000 + 37-0000 + 39-0000 | | | | | | | | 1 |
| Sales and Related Occupations 41-0000 | | | | | | | | |
| Office and Administrative Support Occupations 43-0000 | | | | | | | | 6 |
| Natural Resources, Construction, and Maintenance Occupations 45-0000 + 47-0000 + 49-0000 | | | | | | | | |
| Production, Transportation, and Material Moving Occupations 51-0000 + 53-0000 | | | | | | | | |
| Graduate Assistants | | | | | | | | 774 |
| | Teaching 25-9044 | | | | | | | 333 |
| | Research | | | | | | | 304 |
| | Other 11-0000, 13-0000, 15-0000, 17-0000, 19-0000, 21-0000, 23-0000, 27-0000, 25-4000, 25-4010, 25-4020, 25-4030, 25-2000, 25-3000, 25-9000, 29-0000 | | | | | | | 137 |
| Total | | | | | | | | 1,378 |

Institution: University of Colorado Denver/Anschutz Medical Campus (126562)

User ID: P1265625

Part F - Part-time Summary Medical school staff**Summary of Part-time Medical School Staff**

As of November 1, 2020

| Occupational category | | With Faculty Status | | | | | Without Faculty Status | Total | |
|---|--------------------------------|---------------------|-----------------|---------------------|-----------------|---------------------------|------------------------|-------|---|
| | | Tenured | On Tenure Track | Not on Tenure Track | | | | | |
| | | | | Multi-year | Annual contract | Less-than-annual contract | | | Indefinite duration (continuing or at-will) |
| Primarily Instruction | | 0 | 0 | 0 | 0 | 0 | 11 | 0 | 11 |
| | Exclusively credit | | | | | | | | 0 |
| | Exclusively not-for-credit | | | | | | | | 0 |
| | Combined credit/not-for-credit | | | | | | 11 | | 11 |
| Instruction/research/public service staff | | | 40 | | | | 221 | | 261 |
| Research staff | | | | | | | 14 | | 14 |
| Public Service staff | | | | | | | | | 0 |
| Archivists, Curators, and Museum Technicians 25-2000 + 25-3000 + 25-9000 | | | | | | | | | 0 |
| Librarians and Media Collections Specialists 25-4020 | | | | | | | | | 0 |
| Library Technicians 25-4030 | | | | | | | | | 0 |
| Student and Academic Affairs and Other Education Services Occupations 25-2000 + 25-3000 + 25-9000 | | | | | | | | 1 | 1 |
| Management Occupations 11-0000 | | | | | | | | 1 | 1 |

| | | | | | | | | |
|--|--|--|--|--|--|--|----|------------|
| Business and Financial Operations Occupations 13-0000 | | | | | | | 22 | 22 |
| Computer, Engineering, and Science Occupations 15-0000 + 17-0000 + 19-0000 | | | | | | | 49 | 49 |
| Community, Social Service, Legal, Arts, Design, Entertainment, Sports, and Media Occupations 21-0000 + 23-0000 + 27-0000 | | | | | | | 14 | 14 |
| Healthcare Practitioners and Technical Occupations 29-0000 | | | | | | | 35 | 35 |
| Service Occupations 31-0000 + 33-0000 + 35-0000 + 37-0000 + 39-0000 | | | | | | | | 45 |
| Sales and Related Occupations 41-0000 | | | | | | | | |
| Office and Administrative Support Occupations 43-0000 | | | | | | | | 7 |
| Natural Resources, Construction, and Maintenance Occupations 45-0000 + 47-0000 + 49-0000 | | | | | | | | |
| Production, Transportation, and Material Moving Occupations 51-0000 + 53-0000 | | | | | | | | |
| Graduate Assistants | | | | | | | | 208 |
| | Teaching 25-9044 | | | | | | | |
| | Research | | | | | | | 208 |
| | Other 11-0000, 13-0000, 15-0000, 17-0000, 19-0000, 21-0000, 23-0000, 27-0000, 25-4000, 25-4010, 25-4020, 25-4030, 25-2000, 25-3000, 25-9000, 29-0000 | | | | | | | |
| Total | | | | | | | | 668 |

Institution: University of Colorado Denver/Anschutz Medical Campus (126562)

User ID: P1265625

Part H - New Hires, Full-time Instructional Staff by Tenure Status

Number of Newly Hired Full-time Permanent Instructional Staff


(Hired full-time between November 1, 2019 - October 31, 2020)

- Report Hispanic/Latino individuals of any race as Hispanic/Latino
- Report race for non-Hispanic/Latino individuals only
- Include Primarily Instruction and Instruction Combined with Research and Public Service
- Include both medical school and non-medical school staff

Men

| Race/ethnicity | With <u>Faculty Status</u> | | | | | | Without Faculty Status | Total |
|--|----------------------------|---------------------------------|----------------------------|--------------------------------|----------------------------------|--|------------------------|------------|
| | <u>Tenured</u> | <u>On Tenure Track</u> | <u>Not on Tenure Track</u> | | | | | |
| | | | <u>Multi-year</u> | <u>Annual contract</u> | <u>Less-than-annual contract</u> | <u>Indefinite duration (continuing or at-will)</u> | | |
| <u>Nonresident alien</u> | <input type="text"/> | <input type="text" value="3"/> | <input type="text"/> | <input type="text"/> | <input type="text"/> | <input type="text"/> | <input type="text"/> | 3 |
| <u>Hispanic/Latino</u> | <input type="text"/> | <input type="text" value="2"/> | <input type="text"/> | <input type="text"/> | <input type="text"/> | <input type="text" value="4"/> | <input type="text"/> | 6 |
| <u>American Indian or Alaska Native</u> | <input type="text"/> | <input type="text" value="1"/> | <input type="text"/> | <input type="text"/> | <input type="text"/> | <input type="text"/> | <input type="text"/> | 1 |
| <u>Asian</u> | <input type="text"/> | <input type="text" value="7"/> | <input type="text"/> | <input type="text" value="1"/> | <input type="text"/> | <input type="text" value="1"/> | <input type="text"/> | 9 |
| <u>Black or African American</u> | <input type="text"/> | <input type="text"/> | <input type="text"/> | <input type="text"/> | <input type="text"/> | <input type="text"/> | <input type="text"/> | 0 |
| <u>Native Hawaiian or Other Pacific Islander</u> | <input type="text"/> | <input type="text"/> | <input type="text"/> | <input type="text"/> | <input type="text"/> | <input type="text"/> | <input type="text"/> | 0 |
| <u>White</u> | <input type="text"/> | <input type="text" value="34"/> | <input type="text"/> | <input type="text" value="4"/> | <input type="text"/> | <input type="text" value="28"/> | <input type="text"/> | 66 |
| Two or more races | <input type="text"/> | <input type="text" value="1"/> | <input type="text"/> | <input type="text"/> | <input type="text"/> | <input type="text"/> | <input type="text"/> | 1 |
| <u>Race and ethnicity unknown</u> | <input type="text"/> | <input type="text" value="12"/> | <input type="text"/> | <input type="text" value="1"/> | <input type="text"/> | <input type="text" value="13"/> | <input type="text"/> | 26 |
| Total men | 0 | 60 | 0 | 6 | 0 | 46 | 0 | 112 |

Women

| Race/ethnicity | With <u>Faculty Status</u> | | | | | | Without Faculty Status | Total |
|---|----------------------------|---------------------------------|----------------------------|--------------------------------|----------------------------------|--|------------------------|---|
| | <u>Tenured</u> | <u>On Tenure Track</u> | <u>Not on Tenure Track</u> | | | | | |
| | | | <u>Multi-year</u> | <u>Annual contract</u> | <u>Less-than-annual contract</u> | <u>Indefinite duration (continuing or at-will)</u> | | |
| Nonresident alien | <input type="text"/> | <input type="text" value="4"/> | <input type="text"/> | <input type="text"/> | <input type="text"/> | <input type="text"/> | <input type="text"/> | 4 |
| Hispanic/Latino | <input type="text"/> | <input type="text" value="4"/> | <input type="text"/> | <input type="text" value="1"/> | <input type="text"/> | <input type="text" value="7"/> | <input type="text"/> | 12 |
| American Indian or Alaska Native | <input type="text"/> | <input type="text" value="1"/> | <input type="text"/> | <input type="text"/> | <input type="text"/> | <input type="text"/> | <input type="text"/> | 1 |
| Asian | <input type="text"/> | <input type="text" value="4"/> | <input type="text"/> | <input type="text"/> | <input type="text"/> | <input type="text" value="9"/> | <input type="text"/> | 13 |
| Black or African American | <input type="text"/> | <input type="text"/> | <input type="text"/> | <input type="text"/> | <input type="text"/> | <input type="text" value="5"/> | <input type="text"/> | 5 |
| Native Hawaiian or Other Pacific Islander | <input type="text"/> | <input type="text"/> | <input type="text"/> | <input type="text"/> | <input type="text"/> | <input type="text" value="1"/> | <input type="text"/> | 1 |
| White | <input type="text"/> | <input type="text" value="45"/> | <input type="text"/> | <input type="text" value="1"/> | <input type="text"/> | <input type="text" value="122"/> | <input type="text"/> | 168 |
| Two or more races | <input type="text"/> | <input type="text" value="2"/> | <input type="text"/> | <input type="text"/> | <input type="text"/> | <input type="text" value="1"/> | <input type="text"/> | 3 |
| Race and ethnicity unknown | <input type="text"/> | <input type="text" value="11"/> | <input type="text"/> | <input type="text" value="1"/> | <input type="text"/> | <input type="text" value="37"/> | <input type="text"/> | 49 |
| Total women | 0 | 71 | 0 | 3 | 0 | 182 | 0 | 256 |
| | | | | | | | | |
| Total (men+women) | 0 | 131 | 0 | 9 | 0 | 228 | 0 |  368 |

Institution: University of Colorado Denver/Anschutz Medical Campus (126562)

User ID: P1265625

Part H - New Hires, Full-time Staff by Occupational Category**Number of Newly Hired Full-time Staff**

(Hired full-time between November 1, 2019 - October 31, 2020)

- Report Hispanic/Latino individuals of any race as Hispanic/Latino
- Report race for non-Hispanic/Latino individuals only
- Include both medical school and non-medical school staff

Men

| Race/ethnicity | <u>Instructional Staff</u> (from Part H, screen 1) | <u>Research</u> <u>staff</u> | <u>Public Service</u> <u>staff</u> | <u>Library and Student and Academic Affairs and Other Education Services</u> <u>Occupations</u> 25-4000 + 25-2000 + 25-3000 + 25-9000 |
|--|--|---------------------------------|---------------------------------------|---|
| <u>Nonresident alien</u> | 3 | 18 | | |
| <u>Hispanic/Latino</u> | 6 | 3 | 1 | 1 |
| <u>American Indian or Alaska Native</u> | 1 | | | |
| <u>Asian</u> | 9 | 6 | | 1 |
| <u>Black or African American</u> | 0 | 2 | | |
| <u>Native Hawaiian or Other Pacific Islander</u> | 0 | | | |
| <u>White</u> | 66 | 30 | 3 | 3 |
| Two or more races | 1 | | | |
| <u>Race and ethnicity unknown</u> | 26 | 15 | | |
| Total men | 112 | 74 | 4 | 5 |

Women

| Race/ethnicity | <u>Instructional Staff</u> (from Part H, screen 1) | <u>Research</u> <u>staff</u> | <u>Public Service</u> <u>staff</u> | <u>Library and Student and Academic Affairs and Other Education Services</u> <u>Occupations</u> 25-4000 + 25-2000 + 25-3000 + 25-9000 |
|-------------------|--|---------------------------------|---------------------------------------|---|
| Nonresident alien | 4 | 15 | | |

| | | | | |
|---|------------|------------|-----------|-----------|
| Hispanic/Latino | 12 | 5 | 1 | 8 |
| American Indian or Alaska Native | 1 | | | |
| Asian | 13 | 7 | | 3 |
| Black or African American | 5 | 3 | | |
| Native Hawaiian or Other Pacific Islander | 1 | | | |
| White | 168 | 60 | 7 | 17 |
| Two or more races | 3 | 2 | | 1 |
| Race and ethnicity unknown | 49 | 17 | 2 | 6 |
| Total women | 256 | 109 | 10 | 35 |
| | | | | |
| Total (men+women) | 368 | 183 | 14 | 40 |

Institution: University of Colorado Denver/Anschutz Medical Campus (126562)

User ID: P1265625

Part H - New Hires, Full-time Staff by Occupational Category**Number of Newly Hired Full-time Staff**

(Hired full-time between November 1, 2019 - October 31, 2020)

- Report Hispanic/Latino individuals of any race as Hispanic/Latino
- Report race for non-Hispanic/Latino individuals only

Men

| Race/ethnicity | <u>Management Occupations</u> 11-0000 | <u>Business and Financial Operations Occupations</u> 13-0000 | <u>Computer, Engineering, and Science Occupations</u> 15-0000 + 17-0000 + 19-0000 | <u>Community, Social Service, Legal, Arts, Design, Entertainment, Sports, and Media Occupations</u> 21-0000 + 23-0000 + 27-0000 | <u>Healthcare Practitioners and Technical Occupations</u> 29-0000 |
|--|--|---|--|--|--|
| <u>Nonresident alien</u> | <input type="text"/> | <input type="text" value="1"/> | <input type="text" value="2"/> | <input type="text"/> | <input type="text" value="8"/> |
| <u>Hispanic/Latino</u> | <input type="text" value="3"/> | <input type="text"/> | <input type="text" value="13"/> | <input type="text" value="1"/> | <input type="text" value="15"/> |
| <u>American Indian or Alaska Native</u> | <input type="text"/> | <input type="text"/> | <input type="text"/> | <input type="text"/> | <input type="text" value="2"/> |
| <u>Asian</u> | <input type="text" value="3"/> | <input type="text" value="2"/> | <input type="text" value="1"/> | <input type="text"/> | <input type="text" value="17"/> |
| <u>Black or African American</u> | <input type="text" value="2"/> | <input type="text" value="3"/> | <input type="text" value="2"/> | <input type="text"/> | <input type="text" value="9"/> |
| <u>Native Hawaiian or Other Pacific Islander</u> | <input type="text"/> | <input type="text"/> | <input type="text"/> | <input type="text"/> | <input type="text"/> |
| <u>White</u> | <input type="text" value="12"/> | <input type="text" value="14"/> | <input type="text" value="40"/> | <input type="text" value="6"/> | <input type="text" value="83"/> |
| Two or more races | <input type="text"/> | <input type="text" value="1"/> | <input type="text" value="1"/> | <input type="text" value="1"/> | <input type="text" value="3"/> |
| <u>Race and ethnicity unknown</u> | <input type="text" value="3"/> | <input type="text" value="2"/> | <input type="text" value="17"/> | <input type="text" value="1"/> | <input type="text" value="71"/> |
| Total men | 23 | 23 | 76 | 9 | 208 |

Women

| | | | | | |
|--|--|--|-----------------------|--|--|
| | | | Computer, Engineering | | |
|--|--|--|-----------------------|--|--|

| Race/ethnicity | <u>Management Occupations</u> 11-0000 | <u>Business and Financial Operations Occupations</u> 13-0000 | <u>Computer, Engineering, and Science Occupations</u> 15-0000 + 17-0000 + 19-0000 | <u>Community, Social Service, Legal, Arts, Design, Entertainment, Sports, and Media Occupations</u> 21-0000 + 23-0000 + 27-0000 | <u>Healthcare Practitioners and Technical Occupations</u> 29-0000 |
|---|--|---|---|--|--|
| Nonresident alien | <input type="text"/> | <input type="text" value="1"/> | <input type="text" value="4"/> | <input type="text" value="1"/> | <input type="text" value="4"/> |
| Hispanic/Latino | <input type="text" value="8"/> | <input type="text" value="4"/> | <input type="text" value="19"/> | <input type="text" value="1"/> | <input type="text" value="15"/> |
| American Indian or Alaska Native | <input type="text" value="1"/> | <input type="text"/> | <input type="text" value="2"/> | <input type="text"/> | <input type="text" value="2"/> |
| Asian | <input type="text" value="2"/> | <input type="text" value="7"/> | <input type="text" value="9"/> | <input type="text" value="2"/> | <input type="text" value="24"/> |
| Black or African American | <input type="text" value="2"/> | <input type="text" value="2"/> | <input type="text" value="6"/> | <input type="text"/> | <input type="text" value="13"/> |
| Native Hawaiian or Other Pacific Islander | <input type="text"/> | <input type="text"/> | <input type="text"/> | <input type="text"/> | <input type="text"/> |
| White | <input type="text" value="29"/> | <input type="text" value="41"/> | <input type="text" value="99"/> | <input type="text" value="14"/> | <input type="text" value="75"/> |
| Two or more races | <input type="text" value="1"/> | <input type="text"/> | <input type="text" value="2"/> | <input type="text"/> | <input type="text" value="2"/> |
| Race and ethnicity unknown | <input type="text" value="5"/> | <input type="text" value="5"/> | <input type="text" value="21"/> | <input type="text"/> | <input type="text" value="111"/> |
| Total women | 48 | 60 | 162 | 18 | 246 |
| Total (men+women) | 71 | 83 | 238 | 27 | 454 |

Institution: University of Colorado Denver/Anschutz Medical Campus (126562)

User ID: P1265625

Part H - New Hires, Full-time Staff by Occupational Category**Number of Newly Hired Full-time Staff**


(Hired full-time between November 1, 2019 - October 31, 2020)

- Report Hispanic/Latino individuals of any race as Hispanic/Latino
- Report race for non-Hispanic/Latino individuals only
- Include both medical school and non-medical school staff

Men

| Race/ethnicity | <u>Service Occupations</u> 31-0000 + 33-0000 + 35-0000 + 37-0000 + 39-0000 | <u>Sales and Related Occupations</u> 41-0000 | <u>Office and Administrative Support Occupations</u> 43-0000 | <u>Natural Resources, Construction, and Maintenance Occupations</u> 45-0000 + 47-0000 + 49-0000 | <u>Production, Transportation, and Material Moving Occupations</u> 51-0000 + 53-0000 | Grand Total (All full- time new hires) |
|--|---|---|---|--|---|---|
| <u>Nonresident alien</u> | <input type="text"/> | <input type="text"/> | <input type="text"/> | <input type="text"/> | <input type="text"/> | 32 |
| <u>Hispanic/Latino</u> | <input type="text" value="2"/> | <input type="text"/> | <input type="text"/> | <input type="text"/> | <input type="text"/> | 45 |
| <u>American Indian or Alaska Native</u> | <input type="text"/> | <input type="text"/> | <input type="text"/> | <input type="text"/> | <input type="text"/> | 3 |
| <u>Asian</u> | <input type="text"/> | <input type="text"/> | <input type="text" value="1"/> | <input type="text" value="1"/> | <input type="text"/> | 41 |
| <u>Black or African American</u> | <input type="text"/> | <input type="text"/> | <input type="text"/> | <input type="text" value="1"/> | <input type="text"/> | 19 |
| <u>Native Hawaiian or Other Pacific Islander</u> | <input type="text"/> | <input type="text"/> | <input type="text"/> | <input type="text"/> | <input type="text"/> | 0 |
| <u>White</u> | <input type="text" value="4"/> | <input type="text"/> | <input type="text" value="2"/> | <input type="text" value="6"/> | <input type="text"/> | 269 |
| Two or more races | <input type="text"/> | <input type="text"/> | <input type="text"/> | <input type="text" value="1"/> | <input type="text"/> | 8 |
| <u>Race and ethnicity unknown</u> | <input type="text" value="4"/> | <input type="text"/> | <input type="text" value="1"/> | <input type="text"/> | <input type="text" value="1"/> | 141 |
| Total men | 10 | 0 | 4 | 9 | 1 | 558 |

Women

| Race/ethnicity | <u>Service Occupations</u> 31-0000 + 33-0000 + 35-0000 + 37-0000 + 39-0000 | <u>Sales and Related Occupations</u> 41-0000 | <u>Office and Administrative Support Occupations</u> 43-0000 | <u>Natural Resources, Construction, and Maintenance Occupations</u> 45-0000 + 47-0000 + 49-0000 | <u>Production, Transportation, and Material Moving Occupations</u> 51-0000 + 53-0000 | Grand Total (All full- time new hires) |
|---|---|---|---|--|---|--|
| Nonresident alien | <input type="text" value="1"/> | <input type="text"/> | <input type="text"/> | <input type="text"/> | <input type="text"/> | 30 |
| Hispanic/Latino | <input type="text"/> | <input type="text"/> | <input type="text" value="5"/> | <input type="text"/> | <input type="text"/> | 78 |
| American Indian or Alaska Native | <input type="text"/> | <input type="text"/> | <input type="text" value="1"/> | <input type="text"/> | <input type="text"/> | 7 |
| Asian | <input type="text"/> | <input type="text"/> | <input type="text" value="2"/> | <input type="text"/> | <input type="text"/> | 69 |
| Black or African American | <input type="text" value="3"/> | <input type="text"/> | <input type="text" value="5"/> | <input type="text"/> | <input type="text"/> | 39 |
| Native Hawaiian or Other Pacific Islander | <input type="text"/> | <input type="text"/> | <input type="text"/> | <input type="text"/> | <input type="text"/> | 1 |
| White | <input type="text" value="3"/> | <input type="text"/> | <input type="text" value="30"/> | <input type="text"/> | <input type="text"/> | 543 |
| Two or more races | <input type="text"/> | <input type="text"/> | <input type="text" value="1"/> | <input type="text"/> | <input type="text"/> | 12 |
| Race and ethnicity unknown | <input type="text" value="4"/> | <input type="text"/> | <input type="text" value="5"/> | <input type="text"/> | <input type="text" value="2"/> | 227 |
| Total women | 11 | 0 | 49 | 0 | 2 | 1,006 |
| Total (men+women) | 21 | 0 | 53 | 9 | 3 |  1,564 |

Institution: University of Colorado Denver/Anschutz Medical Campus (126562)

User ID: P1265625

Human Resources Survey Evaluation

Were any staff members difficult to categorize? If so, please explain in the box below.

Institution: University of Colorado Denver/Anschutz Medical Campus (126562)

User ID: P1265625

Prepared by

Prepared by

Reporting Reminders:

- The name of the preparer is being collected so that we can follow up with the appropriate person in the event that there are questions concerning the data.
- The Keyholder will be copied on all email correspondence to other preparers.
- The time it took to prepare this component is being collected so that we can continue to improve our estimate of the reporting burden associated with IPEDS.
- Please include in your estimate the time it took for you to review instructions, query and search data sources, complete and review the component, and submit the data through the Data Collection System.
- Thank you for your assistance.

This survey component was prepared by:

| | | | | | |
|-----------------------|---|-----------------------|--------------------------|----------------------------------|------------|
| <input type="radio"/> | Keyholder | <input type="radio"/> | SFA Contact | <input type="radio"/> | HR Contact |
| <input type="radio"/> | Finance Contact | <input type="radio"/> | Academic Library Contact | <input checked="" type="radio"/> | Other |
| Name: | <input type="text" value="Nathan Schwab"/> | | | | |
| Email: | <input type="text" value="nathan.schwab@ucdenver.edu"/> | | | | |

How many staff from your institution only were involved in the data collection and reporting process of this survey component?

| | |
|-----------------------------------|--------------------------------------|
| <input type="text" value="1.00"/> | Number of Staff (including yourself) |
|-----------------------------------|--------------------------------------|

How many hours did you and others from your institution only spend on each of the steps below when responding to this survey component?

Exclude the hours spent collecting data for state and other reporting purposes.

| Staff member | Collecting Data Needed | Revising Data to Match IPEDS Requirements | Entering Data | Revising and Locking Data |
|---------------|--|---|--|--|
| Your office | <input type="text" value="80.00"/> hours | <input type="text" value="0.00"/> hours | <input type="text" value="20.00"/> hours | <input type="text" value="16.00"/> hours |
| Other offices | <input type="text"/> hours | <input type="text"/> hours | <input type="text"/> hours | <input type="text"/> hours |

Institution: University of Colorado Denver/Anschutz Medical Campus (126562)

User ID: P1265625

Summary

Human Resources Component Summary

IPEDS collects important information regarding your institution. All data reported in IPEDS survey components become available in the IPEDS Data Center and appear as aggregated data in various Department of Education reports. Additionally, some of the reported data appears specifically for your institution through the College Navigator website and is included in your institution's Data Feedback Report (DFR). The purpose of this summary is to provide you an opportunity to view some of the data that, when accepted through the IPEDS quality control process, will appear on the College Navigator website and/or your DFR. College Navigator is updated approximately three months after the data collection period closes and Data Feedback Reports will be available through the [Data Center](#) and sent to your institution's CEO in November 2020.

Please review your data for accuracy. If you have questions about the data displayed below after reviewing the data reported on the survey screens, please contact the IPEDS Help Desk at: 1-877-225-2568 or ipedshelp@rti.org.

**Number of staff by employment status and occupational category:
Fall 2020**

| Occupational category | Reported values | | FTE staff |
|---|---------------------------|---------------------------|-----------|
| | Number of full-time staff | Number of part-time staff | |
| Total number of staff | 11,749 | 1,064 | 12,104 |
| Instructional Staff | 4,610 | 809 | 4,880 |
| Primary Instruction | 1,914 | 514 | 2,085 |
| Exclusively credit | 1,914 | 0 | 1,914 |
| Exclusively not-for-credit | 0 | 0 | 0 |
| Combined credit/not-for-credit | 0 | 514 | 171 |
| Instruction/research/public service | 2,696 | 295 | 2,794 |
| Research Staff | 821 | 33 | 832 |
| Public Service Staff | 138 | 0 | 138 |
| Library and Student and Academic Affairs and Other Education Services Occupations SOC | 381 | 3 | 382 |
| Librarians, Curators, and Archivists SOC 25-4000 | 44 | 0 | 44 |

| | | | |
|--|-------|----|-------|
| Archivists, Curators, and Museum Technicians SOC 25-4010 | 0 | 0 | 0 |
| Librarians SOC 25-4020 | 34 | 0 | 34 |
| Library Technicians SOC 25-4030 | 10 | 0 | 10 |
| Student and Academic Affairs and Other Education Services Occupations SOC 25-2000 + 25-3000 + 25-9000 | 337 | 3 | 338 |
| Management Occupations SOC 11-0000 | 1,042 | 7 | 1,044 |
| Business and Financial Operations Occupations SOC 13-0000 | 696 | 45 | 711 |
| Computer, Engineering, and Science Occupations SOC 15-0000 + 17-0000 + 19-0000 | 1,666 | 55 | 1,684 |
| Community, Social Service, Legal, Arts, Design, Entertainment, Sports and Media Occupations SOC 21-0000 + 23-0000 + 27-0000 | 142 | 18 | 148 |
| Healthcare Practitioners and Technical Occupations SOC 29-0000 | 1,510 | 35 | 1,522 |
| Service Occupations SOC 31-0000 + 33-0000 + 35-0000 + 37-0000 + 39-0000 | 151 | 46 | 166 |
| Sales and Related Occupations SOC 41-0000 | 0 | 0 | 0 |
| Office and Administrative Support Occupations SOC 43-0000 | 432 | 13 | 436 |
| Natural Resources, Construction, and Maintenance Occupations SOC 45-0000 + 47-0000 + 49-0000 | 125 | 0 | 125 |
| Production, Transportation, and Material Moving Occupations SOC 51-0000 + 53-0000 | 35 | 0 | 35 |

NOTE: Full-time-equivalent (FTE) staff is calculated by summing the total number of full-time staff and adding one-third of the total number of part-time staff. Graduate assistants are not included in the above figures. Many of the FTE figures may be included in the DFR.

**Salaries of full-time instructional staff by contract length and academic rank:
Academic year 2020-21**

| Academic rank | Months Covered by Annual Salary | | | | Total Staff for Salary reporting | Total Number of Months | Salary Outlays | Weighted Average Monthly Salaries |
|---------------------|---------------------------------|-----------|-----------|----------|----------------------------------|------------------------|----------------|-----------------------------------|
| | 12 months | 11 months | 10 months | 9 months | | | | |
| All Ranks | 316 | | 3 | 585 | 904 | 9,087 | \$95,145,613 | \$10,471 |
| Professor | 78 | | | 105 | 183 | 1,881 | \$27,039,542 | \$14,375 |
| Associate professor | 85 | | | 194 | 279 | 2,766 | \$30,027,908 | \$10,856 |
| Assistant professor | 107 | | 2 | 137 | 246 | 2,537 | \$24,270,107 | \$9,566 |
| Instructor | 46 | | 1 | 149 | 196 | 1,903 | \$13,808,056 | \$7,256 |
| Lecturer | | | | | | | | |
| No academic rank | | | | | | | | |

NOTE: The above data are based on the Salary Outlays part of the IPEDS HR component. The Weighted average monthly salaries of full-time instructional staff by academic rank are calculated by adding the salary outlays reported for Men plus Women by academic rank, then dividing the sum by the "Total Number of Months" for Men plus Women by academic rank. Salaries of full-time instructional staff paid less than 9 months per year are not collected. Also, salaries of medical school staff are not collected. The weighted average monthly salaries may be included in the DFR.

Institution: University of Colorado Denver/Anschutz Medical Campus (126562)

User ID: P1265625

Edit Report

Human Resources

| Source | Description | Severity | Resolved | Options |
|---|---|-------------|----------|---------|
| Screen: A1 - FT Instructional, Rank and Tenure - Indefinite duration contract | | | | |
| Upload File | The percent of these staff (men + women) whose race/ethnicity is unknown is greater than expected. Please correct your data or explain. (Error #1302) | Explanation | Yes | |
| Reason | This is a known issue with our data that we continue to work to resolve. | | | |
| Screen: G2 - Salary Outlays, Instructional Staff | | | | |
| Perform Edits | You reported full-time men (12 months) Professor earning \$7,931,376 in total outlays. This equates to \$17,393.40 per month for these staff. Please review your data and make any necessary corrections or explain the discrepancy. (Error #1635) | Explanation | Yes | |
| Reason | I have reviewed these salaries and believe those numbers to be correct. While those sections will exclude salaries for the School of Medicine, they will still include salaries from our faculty with the Colorado School of Public Health, the School of Dental Medicine, The School of Pharmacy, and the College of Nursing. These colleges typically have higher-paid faculty members, particularly at higher ranks, which can skew results. | | | |
| Screen: D - PT Staff, Occupation - 2 | | | | |
| Upload File | This number(0) is outside the expected range of between 1 and 30 based on the prior year value. Please correct your data or explain. (Error #1387) | Explanation | Yes | |
| Reason | This is a small N issue -- last year's number was 1, and we had a minor reorganization since then. | | | |
| Screen: D - PT Staff, Occupation - 4 | | | | |
| Upload File | This number(46) is outside the expected range of between 54 and 112 based on the prior year value. Please correct your data or explain. (Error #1387) | Explanation | Yes | |
| Reason | This change is a true reduction in our service employees. This may be in part to a "hiring chill" implemented to aid with budget concerns due to both lower enrollment and concerns about COVID 19. | | | |

| | | | | |
|--|--|-------------|-----|--|
| Upload File | This number(0) is outside the expected range of between 1 and 30 based on the prior year value. Please correct your data or explain. (Error #1387) | Explanation | Yes | |
| Reason | This change is a true reduction in employees, probably due to a "hiring chill" implemented to aid with budget concerns due to both lower enrollment and concerns about COVID 19. | | | |
| Perform Edits | The percentage of part-time staff (men + women) reported across all occupational categories whose race/ethnicity is unknown is greater than expected. Please correct your data or explain. (Error #1358) | Explanation | Yes | |
| Reason | This change is a true reduction in our employees. This may be in part to a "hiring chill" implemented to aid with budget concerns due to both lower enrollment and concerns about COVID 19. | | | |
| Screen: E - PT Staff, Medical School Status - 2 | | | | |
| Upload File | This number(7) is outside the expected range of between 28 and 58 based on the prior year value. Please correct your data or explain. (Error #1387) | Explanation | Yes | |
| Reason | This change is a true reduction in our number of employees. This may be in part to a "hiring chill" implemented to aid with budget concerns due to both lower enrollment and concerns about COVID 19. | | | |
| Screen: H - New Hires Instructional, Tenure | | | | |
| Upload File | The percent of these staff (men + women) whose race/ethnicity is unknown is greater than expected. Please correct your data or explain. (Error #1302) | Explanation | Yes | |
| Reason | This is a known issue with our data that we continue to work to resolve. | | | |
| Screen: H - New Hires, Occupation - 3 | | | | |
| Perform Edits | The percentage of new hires (men + women) reported across all occupational categories whose race/ethnicity is unknown is greater than expected. Please correct your data or explain. (Error #1360) | Explanation | Yes | |
| Reason | This is a known issue with our data that we continue to work to resolve. | | | |